



Special Ed

# ANCIENT CIVILIZATIONS CURRICULUM

**5 UNITS**  
**14 WEEKS**



# SPECIAL EDUCATION



## For students who:

- are emerging or non-readers
- take alternate assessments
- are in special education
- short-attention span
- lack pre-requisite skills
- benefit from the use of pictures for support
- middle/high school

## Why you need this bundle:

- If you teach multiple grade levels, you have all you need in one place.
- Having the same layout for each unit reduces students' anxiety and allows them to focus on the content.
- Aligned with most extended learning standards.
- Saves you money
- Saves you time.

The background of the slide features a detailed, reddish-brown relief from an ancient Egyptian temple. It depicts several figures, including a central seated figure and others in various poses, some holding objects. The relief is set within a grid-like structure of rectangular panels.

This curriculum includes 5 different units that cover ancient civilizations. It includes:

1. Paleolithic, Mesolithic, and Neolithic Periods (4 weeks)
2. Ancient China (2 weeks)
3. Ancient Rome (2 weeks)
4. Ancient Egypt (3 weeks)
5. Ancient Greece (3 weeks)

All units have  
printable  
AND digital  
versions

All the units contain similar activities, so students become familiar with the format and can concentrate more on the content. Although there is some variation, each unit has:

- Detailed lesson plans (5-7 days per unit)
- A book PLUS a pre-recorded PowerPoint show and movie version
- Vocabulary board to increase engagement and participation
- Vocabulary Cards for group activities
- Circle map
- Sorting activities (including Venn Diagrams)
- Timelines
- Vocabulary puzzles
- Fill in the blank review worksheets
- Assessment
- Digital activities

The activities are differentiated to allow more students to participate in the same activity.

- Saves you time
- Fosters inclusion

↓ **KEEP SCROLLING FOR ALL THE DETAILS** ↓

## Table of Contents

| Pages   | Activity                    |
|---------|-----------------------------|
| 4-41    | Ancient China (book)        |
| 42-44   | Vocabulary board            |
| 45-55   | Vocabulary cards            |
| 56-75   | Vocabulary cut and paste    |
| 76-86   | Circle map                  |
| 87-91   | Map of China                |
| 92-97   | Sorting activity: religions |
| 98-131  | Dynasties (book)            |
| 132-138 | Dynasty cards               |
| 139-151 | Sudoku                      |
| 152-153 | Word Search                 |
| 154-161 | Close worksheets            |
| 162-179 | Assessment                  |
| 180-181 | Terms of Use                |

Every unit has lots of different activities and ways for students to learn about that time period.

*Also included with this unit is a power point show that is narrated and has automatic advancement of slides. Let me know in the feedback if this was helpful 😊*

*Also included with this unit are detailed lesson plans in a separate file. Let me know in the feedback if this was helpful 😊*

## Day 8

| Activity   | Notes   | Materials  |
|--|---|--|
| Read or listen to a recording of the book (10 minutes) | <ul style="list-style-type: none"><li>• Read through the story, asking lots of questions</li><li>• Continue to make connections between book and vocabulary board</li></ul>   | <ul style="list-style-type: none"><li>• Book</li><li>• Vocabulary board</li></ul>  |
| Vocabulary cards <b>Bean Bag Toss</b> (10 minutes)     | <ul style="list-style-type: none"><li>• Glue the cut apart symbols to the paper plates (one on each plate)</li><li>• Arrange them around the room</li><li>• Students toss the bean bag trying to get it to land on a paper plate</li><li>• Students retrieve the paper plate and share the vocabulary card they retrieved</li></ul> | <ul style="list-style-type: none"><li>• Vocabulary cards</li><li>• Vocabulary cards cut apart</li><li>• Small paper plates (you can also use pieces of construction paper)</li><li>• Bean bags</li></ul> |
| Review Close worksheet (5 minutes)                     | <ul style="list-style-type: none"><li>• Review close worksheet completed yesterday</li></ul>  | <ul style="list-style-type: none"><li>• Completed worksheet from yesterday</li></ul>   |
| Close Worksheet (10 minutes)                           | <ul style="list-style-type: none"><li>• Complete the close worksheet on the <b>religions of Ancient China</b></li><li>• Use color coding if needed (see note on page 1 for more information)</li></ul>  | <ul style="list-style-type: none"><li>• Book (if needed for students to find answers)</li><li>• Vocabulary board</li><li>• worksheet</li><li>• Scissors</li><li>• Glue</li></ul>                         |
| Sharing (10 minutes)                                   | <ul style="list-style-type: none"><li>• Each student shares their finished close worksheet</li></ul>  | <ul style="list-style-type: none"><li>• Completed worksheet</li><li>• Communication devices</li></ul>  |

## Lesson plan

Every unit has a detailed lesson plan with suggestions, a quick look, and a daily step-by-step guide.

The soldiers wore heavy coats of armor and carried weapons like spears and **javelins**. In addition, they had to carry heavy tall shields. All of this meant the men were extremely strong.



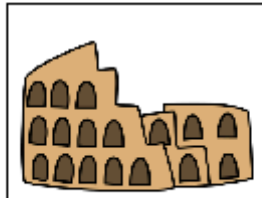
## books

Every unit has a book with simple text and engaging photos. It comes in a pdf, recorded PowerPoint show, and an mp4 file.

This marked the beginning of the end of the Roman Republic and the beginning of the **Roman Empire**. Caesar would be assassinated only a year later. There was a lot of distrust within the Roman government.







ancient Rome



republic



huge empire



magistrate



soldier



army



barbarian



emperor



many



fire



Christianity



patricians



plebeians



slaves



split



repeat that



I like that



I don't like that



I don't know



I need a break

Every unit has its own vocabulary board while working through the unit. Suggestions for use are included.

Christa Joy, Special Needs for Special Kids

The Picture Communication Symbols ©1981-2019 by Tobii Dynavox. All Rights Reserved Worldwide. Used with permission. Boardmaker® is a trademark of Tobii Dynavox

# vocabulary

## Taoism

Form of religion in Ancient China that believes people should be one with nature.



## Yin and Yang

In nature, opposite forces are always equal and balanced.



## Confucianism

Form of religion that believes we should always treat others with respect and fairness.



## elders

People who are much older.



## Buddhism

Form of religion in Ancient China that believes people are born over and over until they live a perfect life.



## karma

Belief what you do today will either help or hurt you in the future.



## Great Wall of China

Wall along northern border of China that is over 13,000 miles long and took over 1000 years to build.




## emperor

Single person who ruled the dynasty.



## Mongols



## Forbidden City



## Terracotta Army



## ancient


















Every unit has vocabulary cards. There are suggestions for daily group activities to review these new definitions. There are also cut-and-paste activities for review.

# circle maps



Errorless version  
Cut apart pictures and place in circle map about Ancient Greece.

|  |  |   |   |  |
|--|--|---|---|--|
| <br>huge empire | <br>3<br>periods  | <br>soldiers | <br>philosophers | <br>Olympics            |
| <br>Zeus        | <br>Mount Olympus | <br>writers  | <br>democracy    | <br>Alexander the Great |
| <br>Socrates    | <br>Plato         | <br>war      | <br>Sparta       | <br>Athens              |

Cut apart pictures and place in circle map **ONLY IF** they relate to Ancient Greece.

|   |  |   |   |  |
|---|--|---|---|--|
| <br>huge empire  | <br>3<br>periods  | <br>cruise   | <br>philosophers | <br>Olympics            |
| <br>video arcade | <br>Mount Olympus | <br>writers  | <br>democracy    | <br>Alexander the Great |
| <br>Socrates     | <br>Plato         | <br>war      | <br>computer     | <br>Athens              |
| <br>Zeus         | <br>helicopter    | <br>soldiers | <br>Sparta       | <br>motor bike          |






Each unit has a circle map with a version that only has correct answers and one with wrong answers mixed in.

# sorting


Each unit has sorting activities. There are suggestions for how to differentiate these quickly included. Some units also have Venn Diagrams.

|   |  |  |
|---|--|--|
| <br>patricians | <br>plebeians | <br>slaves |
|---|--|--|

|   |   |  |   |  |
|---|---|--|---|--|
| <br>magistrates | <br>most of the people | <br>had all the power | <br>farmer             | <br>priest             |
| <br>merchants | <br>workers           | <br>poor             | <br>nobility           | <br>worked really hard |
| <br>not say  | <br>wealthy          | <br>no possessions  | <br>prisoners of war | <br>legionaries      |

Christa Joy, Special Needs for Special Kids  
The Picture Communication Symbols ©1981–2019 by Tobii Dynavox. All Rights Reserved  
Worldwide. Used with permission. Boardmaker® is a trademark of Tobii Dynavox



The Venn Diagram compares 'today' (left circle) and 'Ancient Egypt' (right circle). The intersection contains symbols for 'pyramid', 'apartment', 'wealth', 'dynasty', 'kids', 'parents', 'president', 'Royal Family', 'drought', and 'coffin'. Symbols unique to 'today' include 'today', 'magistrates', 'most of the people', 'had all the power', 'farmer', 'priest', 'merchants', 'workers', 'poor', 'nobility', 'worked really hard', 'not say', 'wealthy', 'no possessions', 'prisoners of war', and 'legionaries'. Symbols unique to 'Ancient Egypt' include 'Ancient Egypt', 'hieroglyphics', 'mummy', 'painting', 'Pharaoh', and 'hunger'.

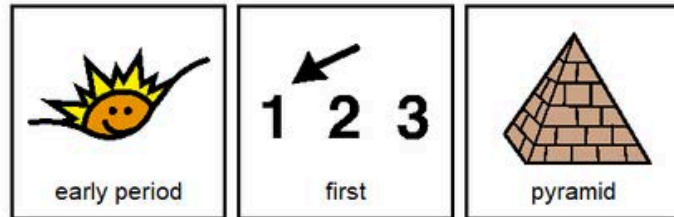
Christa Joy, Special Needs for Special Kids  
The Picture Communication Symbols ©1981–2020 by Tobii Dynavox. All Rights Reserved  
Worldwide. Used with permission. Boardmaker® is a trademark of Tobii Dynavox

# timelines



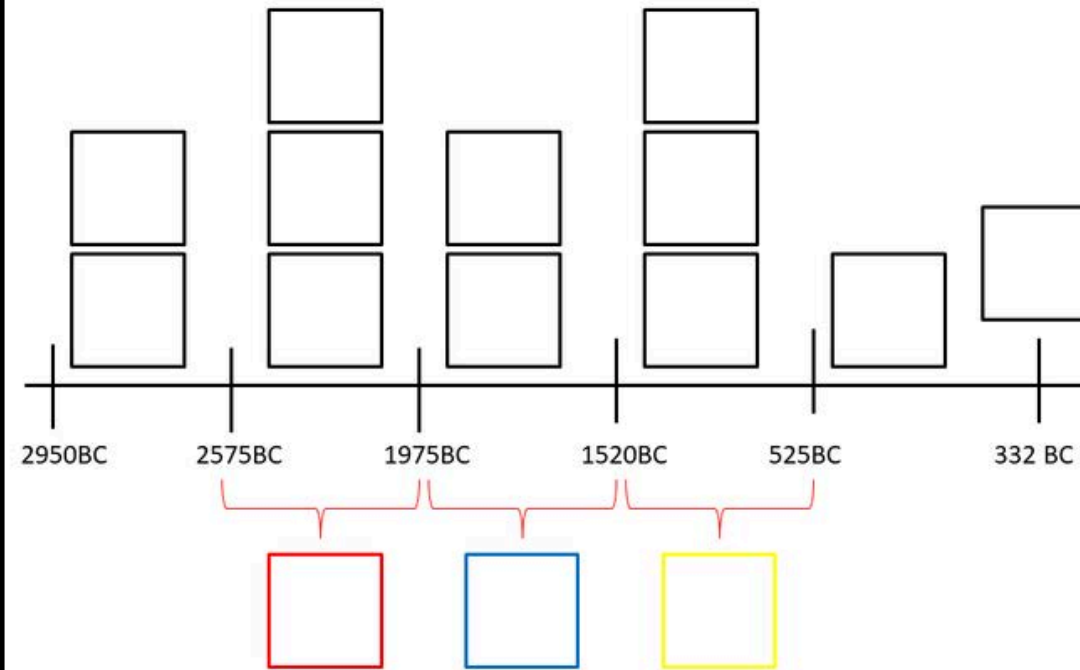
2950-2575BC  
Early Period

First pyramid built.




Christa Joy, Special Needs for Special Kids  
The Picture Communication Symbols ©1981-2018 by Tobii Dynavox. All Rights Reserved  
Worldwide. Used with permission. Boardmaker® is a trademark of Tobii Dynavox

## Ancient Egypt: Timeline



Christa Joy, Special Needs for Special Kids  
The Picture Communication Symbols ©1981-2019 by Tobii Dynavox. All Rights Reserved  
Worldwide. Used with permission. Boardmaker® is a trademark of Tobii Dynavox

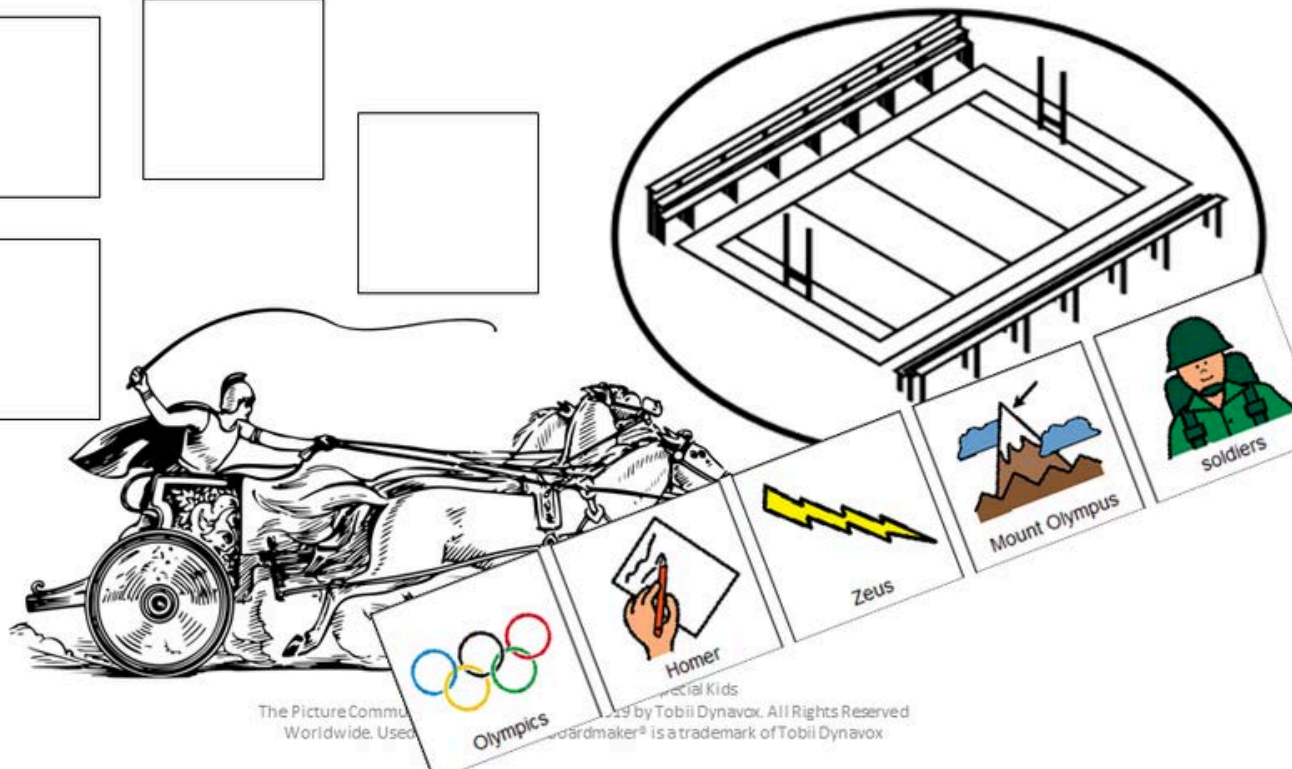
## Timeline symbols



- There are large timeline cards to use for group activities.
- There is a cut-and-paste timeline for individual review.

# Archaic 800BC-500BC

1




The Picture Community  
Worldwide. Used  
Special Kids  
© 2019 by Tobii Dynavox. All Rights Reserved  
Boardmaker® is a trademark of Tobii Dynavox

2 of the units have collages to help students better visualize specific time periods. These also come with errorless versions and versions with wrong answers mixed in.

# Classical 500BC-323BC

2



The Picture Community  
Worldwide. Used  
Special Kids  
© 2019 by Tobii Dynavox. All Rights Reserved  
Boardmaker® is a trademark of Tobii Dynavox






















collages

## Ancient China

EBCYWQMULCNIYBO  
 TVPJRBGMGANGEHR  
 YOQNXPWDULPLLIA  
 WPULINPDKLPILMC  
 CONFUCIANISMOAL  
 GBNCDPGIQGLSWLE  
 WUQWYRRPERXDRAB  
 ADDMNOEMPACIYO  
 ZDUOASAVKPMVAN  
 AHTNSPTITHUPSE  
 MIKGT EWWAYDERKS  
 XSAOYRAFOQRRIFO  
 VMRLBILFIVHOKFZ  
 QGMSLTLSIPFRBWR  
 SXAAWYBSMLNXGKB












Confucianism  
 Great Wall  
 Mongols  
 karma  
 calligraphy  
 prosper  
 Himalayas

## Ancient China






|  |   |  |   |  |  |
|--|---|--|---|--|--|
| <br>emperor       | <br>calligraphy  |  | <br>Yin & Yang  |  |  |
| <br>Yin & Yang   | <br>Mongols     | <br>Great Wall   | <br>emperor     | <br>calligraphy | <br>dynasty  |
|  | <br>emperor    |  | <br>Yin & Yang |  |  |
|  | <br>Yin & Yang | <br>calligraphy |   | <br>emperor    |  |
| <br>calligraphy | <br>Great Wall |  | <br>dynasty    | <br>Mongols    | <br>emperor |
| <br>Mongols     |   | <br>emperor     |   | <br>Great Wall |  |

Christa Joy, Special Needs for Special Kids  
 The Picture Communication Symbols ©1981-2019 by Tobii Dynavox. All Rights Reserved  
 Worldwide. Used with permission. Boardmaker® is a trademark of Tobii Dynavox

## Ancient China

|   |   |  |   |
|---|---|--|---|
| <br>Buddhism   |   | <br>dynasty   | <br>Great Wall |
| <br>Great Wall | <br>dynasty    | <br>Himalayas | <br>Buddhism   |
| <br>Himalayas  |   |  | <br>dynasty    |
|   | <br>Great Wall | <br>Buddhism  |   |

Place the following images in the empty squares on the previous page, completing the sudoku puzzle.

|   |  |  |
|---|--|--|
| <br>dynasty    | <br>Himalayas | <br>Himalayas |
| <br>Great Wall | <br>Buddhism  |  |

# vocabulary puzzles

Each unit comes with vocabulary puzzles to review the new words introduced in the unit. There are 2 sudoku puzzles and a word search.

## Ancient Greece

1. Greece included such a huge territory, it was called an

2. There were  period during this era.

3.  was the king for much of this time.

4. There was a shift from science to  during this time.

5. Greece eventually fell to Rome due to all the  between the generals.

3

three



fighting



empire



Alexander the Great



philosophers

## review sheets

### Hellenistic Period

1. This was the  period of Ancient Greece.

2. It began when Alexander the Great .


3. The empire was split amongst Alexander's .

4. The generals did  get along.

5. Greece was conquered and taken over by .



not



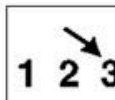
died



generals



Rome



third

Each unit comes with fill-in-the-blank worksheets to review main concepts from the book.



1. Ancient Egypt was ruled by families with power called:



2. The leader of Ancient Egypt and the church was called a:



3. These were build to honor and bury Pharaohs and their families.



4. Scribes were specially trained to read the complex system of symbols called:




5. Pharaohs' bodies went through a special mummification process after they died, and were placed in



Print onto cardstock or mount on index cards. Cut pictures apart and show student answer choices for each question.

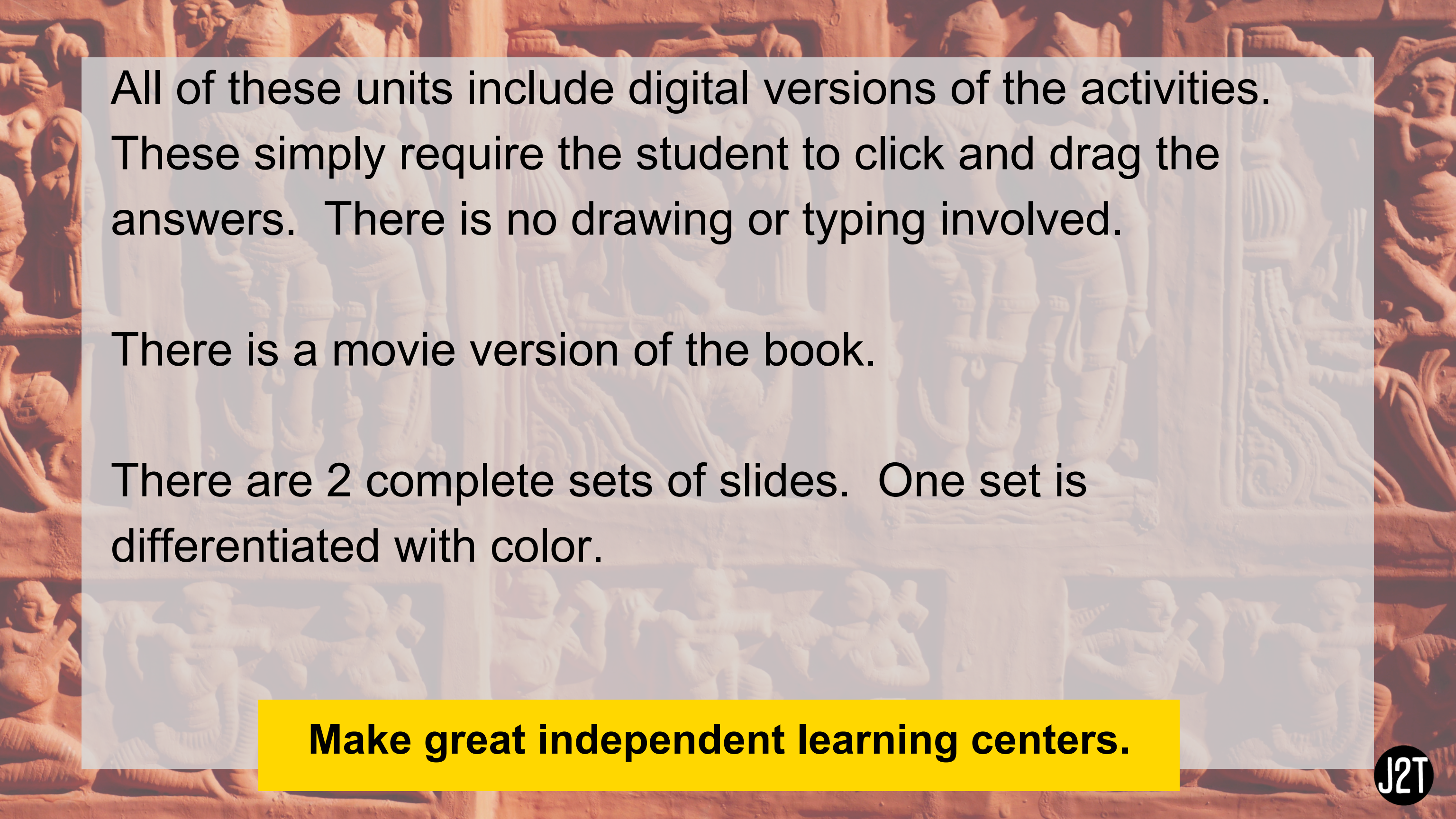
Q 7



- 1. Ancient Egypt was ruled by families with power called:
  - A. dynasties
  - B. Royal Families
  - C. teams
- 2. The leader of Ancient Egypt and the church was called a:
  - A. king
  - B. priest
  - C. Pharaoh
- 3. These were build to honor and bury Pharaohs and their families.
  - A. temple
  - B. church
  - C. pyramid
- 4. Scribes were specially trained to read the complex system of symbols called:
  - A. alphabet
  - B. hieroglyphics
  - C. symbols
- 5. Pharaohs' bodies went through a special mummification process after they died, and were placed in a:
  - A. coffin
  - B. sarcophagus
  - C. ancient temple
- 6. When were most of the pyramids and the Sphinx built?
  - A. Old Kingdom
  - B. Middle Kingdom
  - C. New Kingdom

Finally, each unit has an assessment that is available in 3 versions. These are given 1:1 and read aloud to the student.

**assessment**

The background of the slide features a detailed, reddish-brown relief from an ancient Egyptian temple. It depicts several figures in traditional attire, including a central figure who appears to be a deity or a high-ranking official, surrounded by other figures in various poses. The relief is set within a grid-like structure, possibly representing a wall or a frieze.


All of these units include digital versions of the activities. These simply require the student to click and drag the answers. There is no drawing or typing involved.

There is a movie version of the book.

There are 2 complete sets of slides. One set is differentiated with color.

**Make great independent learning centers.**

Watch the  
movie on  
Ancient Greece



This constant fighting made them weak and unable or unwilling to come together to fight a country as strong as Rome.



Christa Joy,

There is a movie  
version of the  
books from the  
unit.

Place the pictures in the circle map about Ancient Greece.



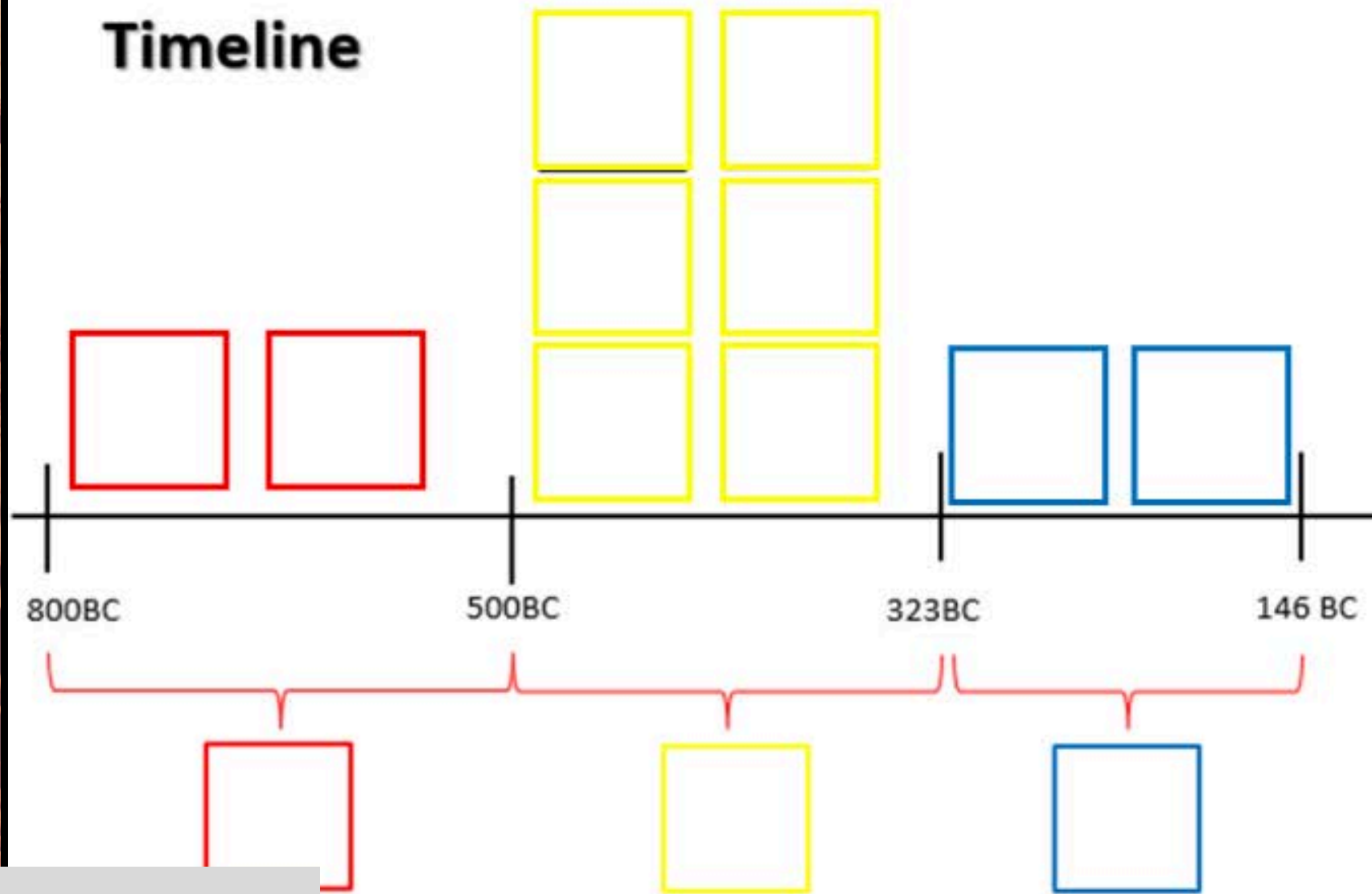
|                 |                   |              |                  |                         |
|-----------------|-------------------|--------------|------------------|-------------------------|
| <br>huge empire | <br>periods       | <br>soldiers | <br>philosophers | <br>Olympics            |
| <br>Zeus        | <br>Mount Olympus | <br>writers  | <br>democracy    | <br>Alexander the Great |
| <br>Socrates    | <br>Plato         | <br>war      | <br>Sparta       | <br>Athens              |

Christa Joy, S  
The Picture Communication Symbols  
Worldwide. Used with permission













The digital activities are click and drag.

Use for more review.

# Timeline



Place the pictures in the order they occurred in Ancient Greece history.

|   |   |   |
|---|---|---|
| <br>Homer                    | <br>Socrates             | <br>Greece falls to Rome   |
| <br>Alexander the Great dies | <br>Sparta               | <br>Athens                 |
| <br>Plato                    | <br>olympic games        | <br>democracy              |
| <br>Alexander the Great     |   |   |
| <br>1 Archaic Period       | <br>2 Classical Period | <br>3 Hellenistic Period |

Each unit comes with a set of slides that are differentiated with color.

Christa Joy, Special Needs for Special Kids  
The Picture Communication Symbols ©1981–2019 by Tobii Dynavox. All Rights Reserved  
Worldwide. Used with permission. Boardmaker® is a trademark of Tobii Dynavox

Perfect for any learning level.

**Still have questions?**

**Reach out at [specialneedsforspecialkids@gmail.com](mailto:specialneedsforspecialkids@gmail.com)**

**I will answer your question personally and promptly.**

