

SPECIAL ED

ANCIENT CHINA



INCLUDES GOOGLE SLIDES



This unit was created with this guy in mind. He has autism and an intellectual disability. He is a non-reader, and loves the sound of piano keys. With some support he is able to do this unit, and enjoys the challenge. He is my tester!!

Table of Contents

Pages	Activity
4-41	Ancient China (book)
42-44	Vocabulary board
45-55	Vocabulary cards
56-75	Vocabulary cut and paste
76-86	Circle map
87-91	Map of China
92-97	Sorting activity: religions
98-131	Dynasties (book)
132-138	Dynasty cards
139-151	Sudoku
152-153	Word Search
154-161	Close worksheets
162-179	Assessment
180-181	Terms of Use

This unit contains almost 200 pages of material. I have included a detailed lesson plan to help you make the most of everything in this unit including how to add some group activities.

Ancient China Lesson Plan

Preparation

- Print out a vocabulary board for each student to use throughout unit
 - Laminate or place in page protector
- Book
 - Print out, laminate, and bind
 - OR your students can listen to the pre-recorded version
- Vocabulary cards
 - Print out a set of cards onto cardstock and laminate
 - Make one set for each student and also one for the teacher to use in I Spy games
- *Optional Book*
 - *This unit has an extra book that focuses on the 10 main Dynasties of Ancient China. The entire unit can be done without using this book.*
 - *There is also a set of cards that go with this book similar to the vocab cards. They are only meant as a reference and includes a link to an additional timeline activity if you choose to add that to your lessons.*

Preassessment (do day 1 before starting lesson)

- Choose the form of the assessment that best fits the learning level of your students
- Give the assessment to assess what your students may already know
- I cannot emphasize enough how important this step is. If you want to see growth, this preassessment is so important!!

Teaching Tips

1. *Color Coding:* this is a really easy way to add more structure to a matching activity. Outline or color in an empty box or sorting label. Outline or color in the corresponding picture symbols the same colors. Becomes a color matching task.
 - a. For more info, read more here:
<https://specialneedsforspecialkids.org/2015/09/05/using-color-coding-for-differentiation/>
 - b. I also have a blog post on differentiating one activity 3 ways:
<https://specialneedsforspecialkids.org/2018/10/22/differentiating-1-activity-3-ways-easily-and-effectively/>

The lesson plans contain:

Overall tips for teaching students with significant needs

Quick Look

Day	Activity		Day	Activity
1	<ul style="list-style-type: none">• Book• Intro vocab cards• Circle map		6	<ul style="list-style-type: none">• Book• Vocab cards cut and paste• Wordsearch
2	<ul style="list-style-type: none">• Book• Vocab cards activity• Circle map		7	<ul style="list-style-type: none">• Book• Vocab card activity• Close worksheet
3	<ul style="list-style-type: none">• Book• Vocab cards activity• Map of China		8	<ul style="list-style-type: none">• Book• Vocab card activity• Close worksheet
4	<ul style="list-style-type: none">• Book• Vocab cards activity• Sorting activity		9	<ul style="list-style-type: none">• Book• Vocab card activity• Close worksheet
5	<ul style="list-style-type: none">• Book• Vocab cards cut and paste• Sudoku puzzle		10	<ul style="list-style-type: none">• Assessment

The lesson plans contain:

A quick look at what you will do each day

Day 8

Activity	Notes	Materials
Read or listen to a recording of the book (10 minutes)	<ul style="list-style-type: none"> Read through the story, asking lots of questions Continue to make connections between book and vocabulary board 	<ul style="list-style-type: none"> Book Vocabulary board
Vocabulary cards Bean Bag Toss (10 minutes)	<ul style="list-style-type: none"> Glue the cut apart symbols to the paper plates (one on each plate) Arrange them around the room Students toss the bean bag trying to get it to land on a paper plate Students retrieve the paper plate and share the vocabulary card they retrieved 	<ul style="list-style-type: none"> Vocabulary cards Vocabulary cards cut apart Small paper plates (you can also use pieces of construction paper) Bean bag
Review Close worksheet (5 minutes)	<ul style="list-style-type: none"> Review close worksheet completed yesterday 	<ul style="list-style-type: none"> Completed worksheet yesterday
Close Worksheet (10 minutes)	<ul style="list-style-type: none"> Complete the close worksheet on the religions of Ancient China Use color coding if needed (see note on page 1 for more information) 	<ul style="list-style-type: none"> Book (if needed for students to find answers) Vocabulary board worksheet Scissors Glue
Sharing (10 minutes)	<ul style="list-style-type: none"> Each student shares their finished close worksheet 	<ul style="list-style-type: none"> Completed worksheet Communication devices

The lesson plans contain:

Detailed instructions on how that day's lesson should run

This unit comes with a vocabulary board.

Vocabulary boards are great for ALL students to assist with participation and engagement in group discussions.

Tips on how to use in the unit!!



The Yangtze River had the perfect soil and climate for growing rice, the main crop grown in Ancient China.



The **Great Wall of China** was built during the Ming Dynasty and covers much of the Northern border of China.




Christa Joy, Special Needs for Special Kids

There are 2 books with this unit using simple text and photos. This one is 38 pages and is an overview of **Ancient China**

Both come in pdf versions as well as a voice-recorded powerpoints (so you don't have to print it out.)

The **Han Dynasty** took control from 206BC-220AD. This is considered one of the greatest dynasties and is the source of many modern Chinese culture and traditions. It is often referred to as the Golden Age of Ancient China.



Christa Joy, Special Needs for Special Kids

Although there was a freedom of religion, the Mongols introduced the idea of social class based on race. The Mongols held the highest positions in society, and the Chinese held the lowest.



Christa Joy, Special Needs for Special Kids

There is also a 34-page book on the top 10 dynasties.

dynasty

When one family rules over an area/land for a long time.



Himalayas

Tallest mountain range in the world; borders China.



Yellow River

River in China where Ancient China began.



calligraphy

Decorative handwriting invented in China as an art.



Taoism

Form of religion in Ancient China that believes people should be one with nature.



Yin and Yang

In nature, opposite forces are always equal and balanced.



Confucianism

Form of religion that believes we should always treat others with respect and fairness.



elders

People who are much older.



There are 20 vocabulary cards that come in color and black and white.

Included are suggestions for group activities to do with these each day.

Buddhism

Form of religion in Ancient China that believes people are born over and over until they live a perfect life.



karma

Belief what you do today will either help or hurt you in the future.



Great Wall of China

Wall along northern border of China that is over 13,000 miles long and took over 1000 years to build.



emperor

Single person who ruled the dynasty.




Put it apart and match pictures with definition.





Christa Joy, Special Needs for Special Kids
The Picture Communication Symbols ©1991-2019 by Todd Synnott. All Rights Reserved. "Wordbanks" used with permission. "Buddhism"


On days 5&6 there is an activity where students will match either the picture to the definition or the definition to the picture (harder).



Mongols



Forbidden City



Terracotta Army



ancient



Single person who ruled the dynasty

Form of religion in Ancient China that believes people are born over and over until they live a perfect life.

8000 life-sized statues the emperor had buried with him to protect his power after he died.

River in China where Ancient China began.

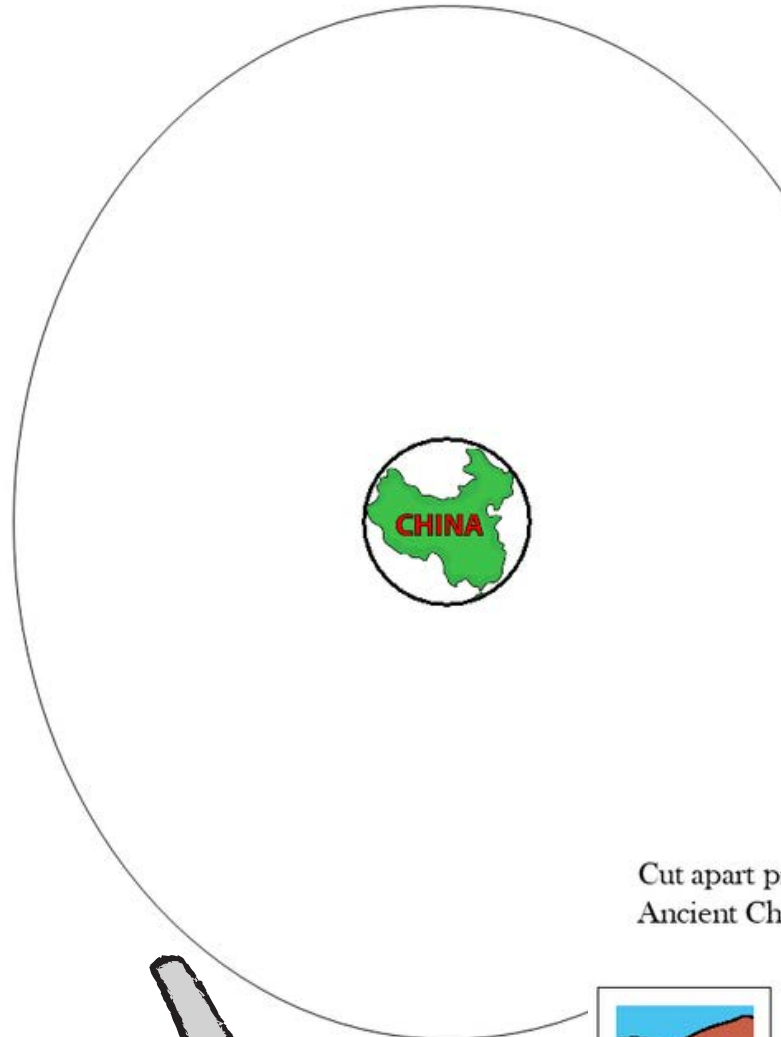
War between China and Great Britain over the drug opium.

What that


In na alw

Bones p into the

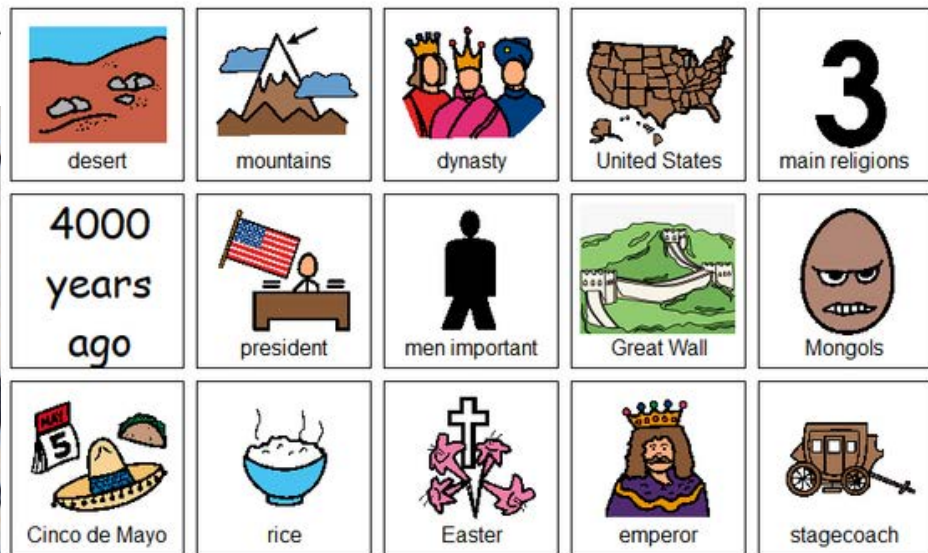
Christa Joy, Special Needs for Special Kids



Cut apart pictures and place in circle map about Ancient China.



Cut apart pictures and place in circle map **ONLY IF** they relate to Ancient China



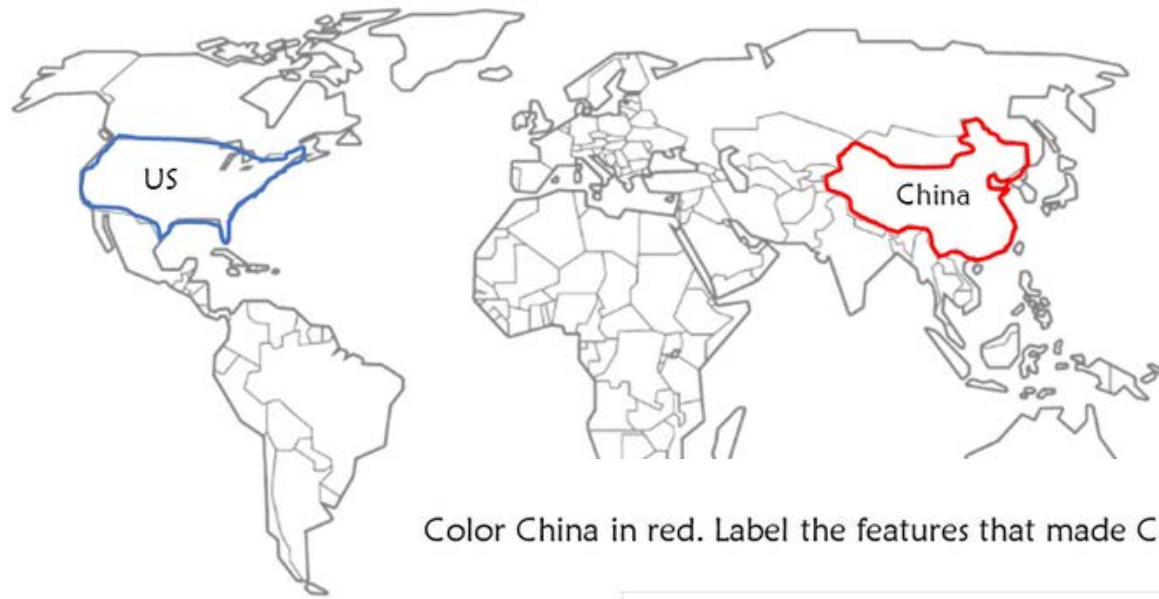
There are 2 circle maps, one is a general overview and one is on dynasties.

Circle maps are a great way for students to see the concept at a glance. There are 2 versions:

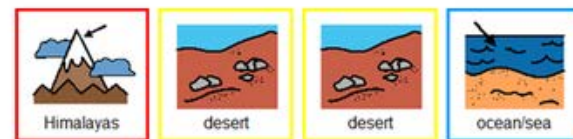
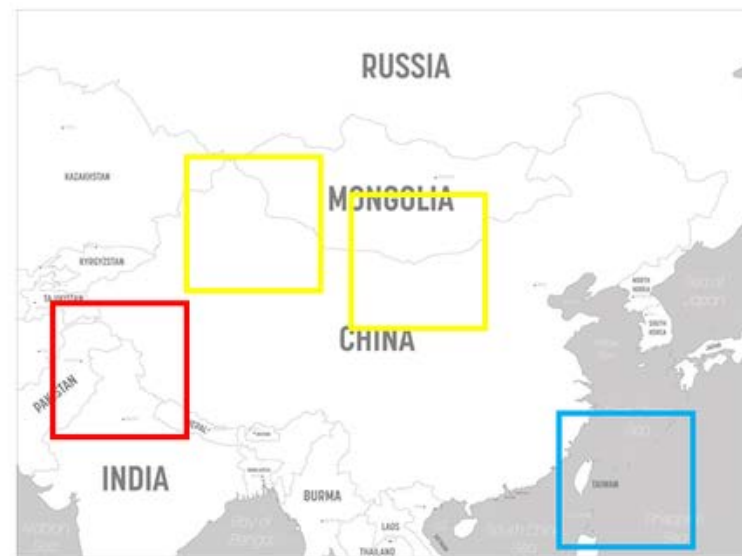
- One is errorless
- One has wrong answers mixed in students will have to set aside



Color in China red. Color in the United States blue.



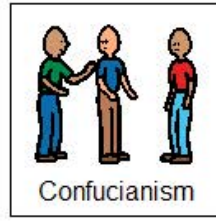



Color China in red. Label the features that made China so isolated.




There are 2 maps of China. The first one has students just identify China on a map. The second one has students identify the geographical features that kept China isolated.





There is a sorting activity that has students compare the feature of the three main religions during Ancient China.



Xia Dynasty 2070BC-1600BC

First dynasty. Some believe it was a legend. Built the first canals.



Shang Dynasty 1600BC-1046BC

Ruled for 500 years. Used oracle bones and bronze for tools and weapons.



Zhou Dynasty 1045BC-256BC

Longest ruling dynasty. Introduced Mandate of Heaven and crop rotation.



Han Dynasty 206BC-220AD

One of greatest dynasties. Golden Age of Ancient China. Time of prosperity. Invented paper.



Sui Dynasty 581-618AD

Reunited China. Rebuilt parts of Great Wall and Great Canal.



Tang Dynasty 618-907

Time of prosperity. Also, Golden Age of Ancient China. Improved printing. Used gunpowder for fireworks.



Song Dynasty 960-1279

Most advanced in the world. Invented moveable type and compass. Formed first ever navy. Started growing rice.



Yuan Dynasty 1279-1368

First under Mongol rule. Social class based on race.



















There are 10 cards to go with the Dynasties book. These cards summarize the key points from each dynasty

Ancient China

 emperor	福 calligraphy			 Yin & Yang	
 Yin & Yang	 Mongols	 Great Wall	 emperor	福 calligraphy	 dynasty
	 emperor		 Yin & Yang		
	 Yin & Yang	福 calligraphy		 emper	
福 calligraphy	 Great Wall		 dynasty	 Mongc	
 Mongols		 emperor		 Great W	


Ancient China

 Buddhism		 dynasty	 Great Wall
 Great Wall	 dynasty	 Himalayas	 Buddhism
 Himalayas			 dynasty
	 Great Wall	 Buddhism	

 dynasty	 Himalayas	 Himalayas
 Great Wall	 Buddism	

There is a Sudoku puzzle in this unit as well. This is a great way to work with the new vocabulary!!

There are 2 versions plus answer keys.



Ancient China

EBCYWQMULCNIYBO
 TVPJRBGMGANGEHR
 YOQNXPWDULPLLIA
 WPULINPDKLPILMC
 CONFUCIANISMOAL
 GBNCDPG IQGLSWLE
 WUQWYRRPERXDRAB
 ADDMNOEMPACEIYO
 ZDUOASAVKPxMVAN
 AHTNSPTITHUPESE
 MIKGTWWAYDERKS
 XSAOYRAFOQRRIFO
 VMRLBILFIVHOKFZ
 QGMSLT LISPF RBWR
 SXAAWYBSMJNXGKB

Confucianism	calligraphy	Yellow River	oracle bones
Great Wall	prosperity	Buddhism	emperor
Mongols	Himalayas	dynasty	Taoism
karma			

Ancient China

EBCYWQMULCNIYBO
 TVPJRBGMGANGEHR
 YOQNXPWDULPLLIA
 WPULINPDKLPILMC
 CONFUCIANISMOAL
 GBNCDPG IQGLSWLE
 WUQWYRRPERXDRAB
 ADDMNOEMPACEIYO
 ZDUOASAVKPxMVAN
 AHTNSPTITHUPESE
 MIKGTWWAYDERKS
 XSAOYRAFOQRRIFO
 VMRLBILFIVHOKFZ
 QGMSLT LISPF RBWR
 SXAAWYBSMJNXGKB

Confucianism	calligraphy	Yellow River	oracle bones
Great Wall	prosperity	Buddhism	emperor
Mongols	Himalayas	dynasty	Taoism
karma			

There is also a word search to work with vocabulary. If your students cannot do a word search, have them highlight the circle words on the answer key.

Ancient China

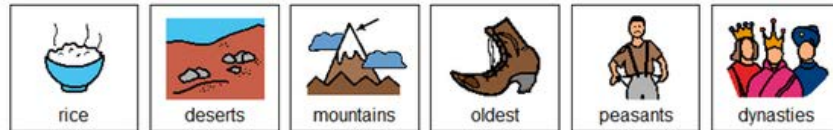
1. Ancient China is one of the civilizations.

2. Most of Ancient China was ruled by a series of .

3. Two large and the kept China isolated.

4. was one of the main crops grown in Ancient China.

5. Most of the citizens in Ancient China were .



Religions

1. Buddhism introduced the idea of , what will affect tomorrow.

2. Buddhist believe you will be again live the perfect life.

3. Taoism believed man should be one with .

4. Confucianism supported a strong .

5. was the belief in opposite and balanced forces.





The Picture Communication symbols © 1981-2019 by Tobii Dynavox. All Rights Reserved Worldwide. Used with permission. Boardmaker® is a trademark of Tobii Dynavox

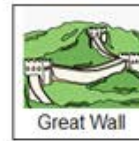

Close worksheets are a great informal assessment. This unit has 10 questions that are a general review of ancient China, 5 on religion, and 5 on dynasties.

Answer key included.

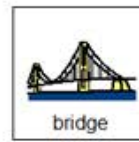
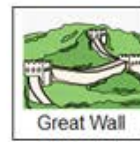
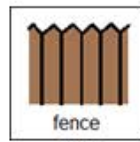
1. Most of Ancient China was ruled by a:



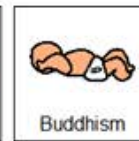

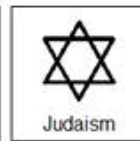


2. What was built with golden bricks as a palace by the Ming Dynasty?



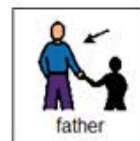
3. What did the Chinese build to protect them from the Mongols?



4. Circle the main religions of Ancient China:



5. Who was typically in charge of the household?:

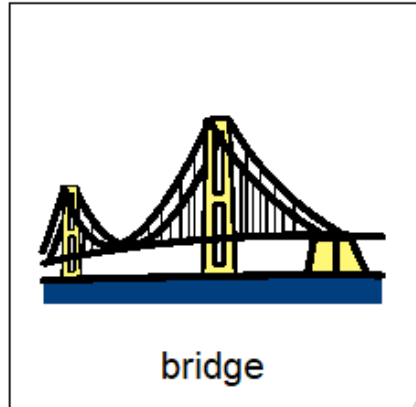
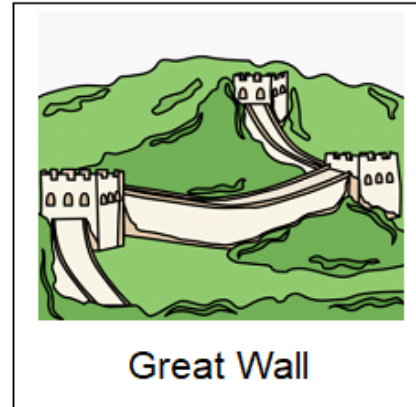
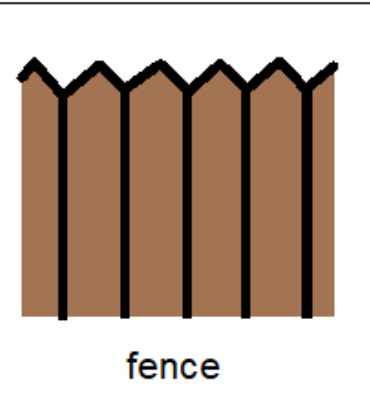


FINALLY the assessment!! There are 3 versions. This version has 10 questions with 3 picture choices for each question.



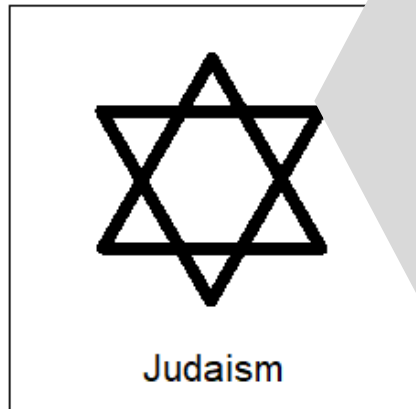

Answer key included.

Print onto cardstock or mount on index cards. Cut pictures apart and show student answer choices for each question.

Q 3



Q 4



With this version, you cut out the answer choices and glue them on index cards. Ask the student the question, and they point to the correct answer.

1. Most of Ancient China was ruled by a:
 - A. Mongols
 - B. Dynasties
 - C. Presidents
2. What was built with golden bricks as a palace by the Ming Dynasty?
 - A. Forbidden City
 - B. Castle
 - C. Great Wall
3. What did the Chinese build to protect them from the Mongols?
 - A. Fence
 - B. Great Wall
 - C. bridge
4. Circle the main religions of Ancient China:
 - A. Taoism
 - B. Christianity
 - C. Judaism
 - D. Confucianism
 - E. Buddhism
5. Who was typically in charge of the household?:
 - A. Mother
 - B. Father
 - C. Grandmother
6. Circle the land features that made China isolated:
 - A. North pole
 - B. Deserts
 - C. Mountains
 - D. Earthquake
 - E. Ocean
 - F. Volcano

This is your traditional multiple choice version. It can also be used as a recording sheet if your students are using the version with index cards.

Watch the movie
on Ancient China

An amazing discovery in 1974 was the **Terracotta Army**. It consisted of over 8000 life-sized statues that were buried with Emperor Qin Shi Huang. He thought these stone soldiers would protect his power even after he died.




Watch the movie on
Ancient China's
Dynasties

The **Opium Wars** occurred during this time. Opium, a drug, was coming into China from Great Britain. China made the drug illegal. But this led to a war between the two countries. Great Britain was much stronger, and the sale of opium began again.



Christa Joy, Special Needs for Special Kids

This unit also has
digital activities.
There is a movie
version of the books
students can listen to
read aloud.



Place the pictures in the circle map about Ancient China.

 desert	 mountains	 dynasty	 emperor
 3 main religions	 4000 years ago	 rice	 men imp
 Great Wall	 Mongols		

Christa Joy, Special Needs for Special Kids
The Picture Communication Symbols ©1981-2019 by Tobii Dynavox. All Rights Reserved
Worldwide. Used with permission. Boardmaker® is a trademark of Tobii Dynavox

The digital activities have students click and drag their answers. There are 2 sets slides.

Label the features that made China so isolated.



The second set of slides is differentiated using color.