



**25
UNITS**

AMERICAN HISTORY CURRICULUM

- 25 UNITS/59 WEEKS
- EARLY COLONIZATION
THROUGH THE COLD
WAR

ALL UNITS ARE IN PRINT AND DIGITAL FORMATS

JOY
2
TEACH

SPECIAL EDUCATION



For students who:

- are emerging or non-readers
- take alternate assessments
- are in special education
- short-attention span
- lack pre-requisite skills
- benefit from the use of pictures for support
- middle/high school

Why you need this bundle:

- If you teach multiple grade levels, you have all you need in one place.
- Having the same layout for each unit reduces students' anxiety and allows them to focus on the content.
- Aligned with most extended learning standards.
- Saves you money
- Saves you time.

- Early Colonization of North America (2 weeks)
- Revolutionary War (3 weeks)
- The Declaration of Independence (2 weeks)
- The Constitution and the Bill of Rights (3 weeks)
- War of 1812 (1 week)
- The Louisiana Purchase/Lewis & Clark (2 weeks)
- The Oregon Trail (2 weeks)
- Transcontinental Railroad (2 weeks)
- The Mexican-American War (2 weeks)
- Industrial Revolution Part 1 (3 weeks)
- Industrial Revolution Part 2 (3 weeks)
- Slavery in America (2 weeks)
- Civil War (2 weeks)
- Reconstruction Era (2 weeks)
- Progressive Era (3 weeks)
- Prohibition (3 weeks)
- The Great Depression (2 weeks)
- World War I (2 weeks)
- World War II (4 weeks)
- California Gold Rush (2 weeks)
- The Civil Rights Movement (3 weeks)
- Korean War (2 weeks)
- Vietnam War (2 weeks)
- The Cold War (3 weeks)
- Primary and Secondary Sources (2 weeks)

All the units are structured similarly so students become familiar with the type of activities and can concentrate more on the content. Most units include:

- Detailed lesson plans
- A book in PowerPoint and a movie version
- Vocabulary activities
- Circle maps
- Sorting activities
- Timelines
- Close worksheets (fill-in-the-blank)
- Vocabulary puzzles
- Assessments (3 versions)

The activities are differentiated to allow more students to participate in the same activity.

- Saves you time
- Fosters inclusion



KEEP SCROLLING FOR ALL THE DETAILS



Table of Contents

Worksheet pages	Title
4-38	The Revolutionary War
39-54	The Revolutionary War (easier version)
55-57	Vocabulary board
58-72	Vocabulary cards
73-100	Vocabulary cards cut and paste
101-109	Large Timeline cards
110-115	Circle map
116-127	Sorting Activities
128-133	Cut and paste timeline
134-146	Sudoku puzzle
147-152	Close worksheets
153-163	Review booklet
164-190	Assessments
191-192	Terms of Use

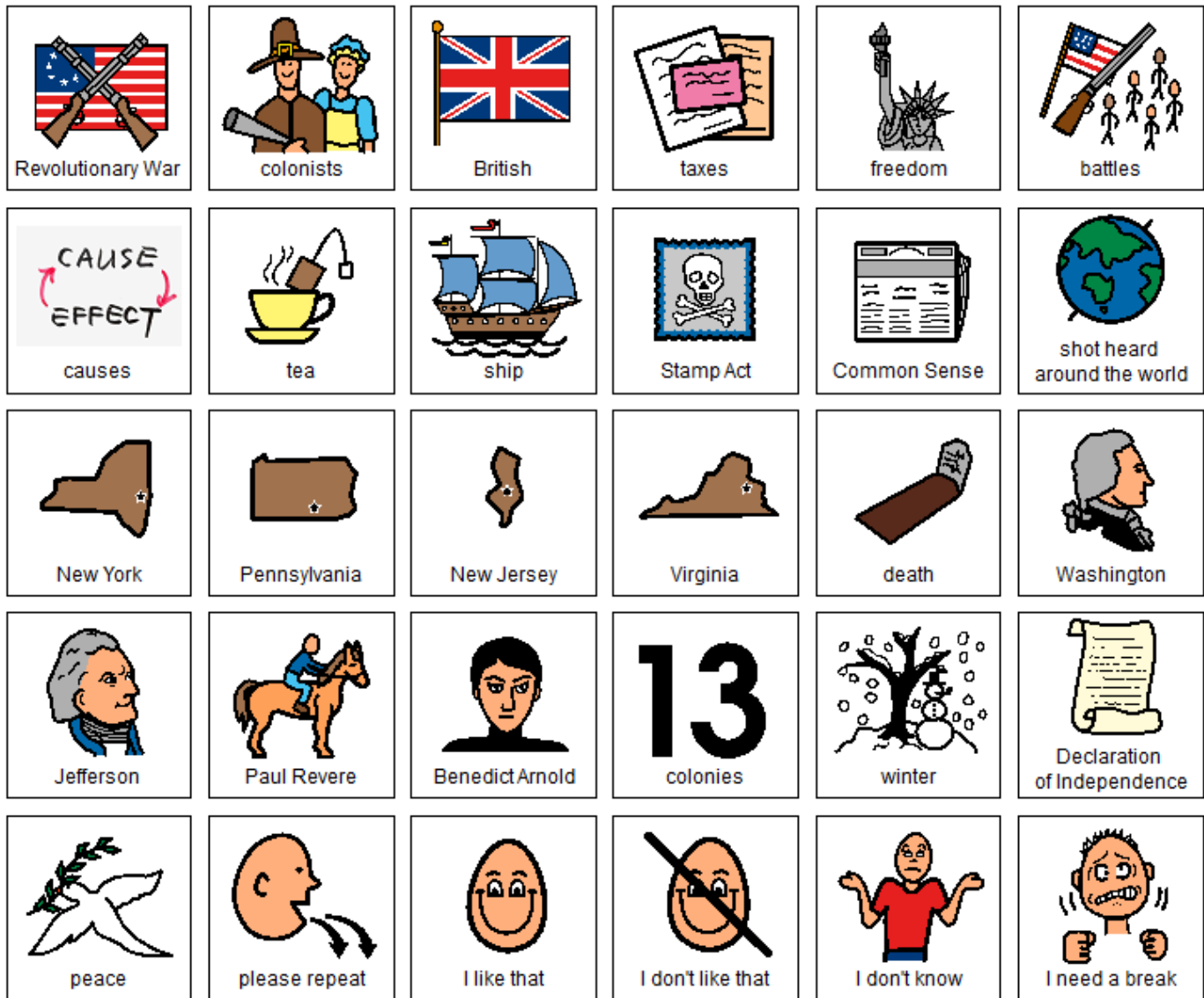
Every unit has lots of different activities and ways for students to learn about that time period.

Lesson plan

Day 8

Activity	Notes	Materials
Read or listen to a recording of the book (10 minutes)	<ul style="list-style-type: none"> Read through the story, asking lots of questions Continue to make connections between book and vocabulary board 	<ul style="list-style-type: none"> Book Vocabulary board
Vocabulary cards Bean Bag Toss (10 minutes)	<ul style="list-style-type: none"> Glue the cut apart symbols to the paper plates (one on each plate) Arrange them around the room Students toss the bean bag trying to get it to land on a paper plate Students retrieve the paper plate and share the vocabulary card they retrieved 	<ul style="list-style-type: none"> Vocabulary cards Vocabulary cards cut apart Small paper plates (you can also use pieces of construction paper) Bean bags
Close worksheet review (5 minutes)	<ul style="list-style-type: none"> Review the worksheet completed yesterday 	<ul style="list-style-type: none"> Worksheet completed yesterday
Close Worksheet (10 minutes)	<ul style="list-style-type: none"> Complete the second close worksheets Use color coding if needed (see note on page 1 for more information) This is your first real chance to begin assessing if your students are making connections to the material. 	<ul style="list-style-type: none"> Book (if needed for students to find answers) Vocabulary board Close worksheet Scissors Glue
Sharing (10 minutes)	<ul style="list-style-type: none"> Each student shares one of their finished close worksheets 	<ul style="list-style-type: none"> Completed worksheets Communication devices

Every unit has a detailed lesson plan with suggestions, a quick look, and a daily step-by-step guide.




Every unit in the bundle comes with a vocabulary board. These are vital for increasing engagement and participation. Suggestions on how to utilize them are included in each unit.

Christa Joy, Special Needs for Special Kids
 The Picture Communication Symbols ©1981–2018 by Tobii Dynavox. All Rights Reserved
 Worldwide. Used with permission. Boardmaker® is a trademark of Tobii Dynavox

Book

The cotton gin was a machine that was able to easily separate the seeds. This meant that the farmers could grow a lot more cotton and get it ready for the textile mill.



Every unit has a book with simple text and engaging photos. It comes in a PowerPoint and an mp4 file.

Vocabulary

Every unit has vocabulary cards with daily group activities.

delegates

Men elected by the colonists to represent them and let the government know what they wanted.



Committee of Five

5 delegates chosen to write the Declaration of Independence.



Abraham Lincoln



Jefferson Davis




Thomas Jefferson

Wrote the Declaration of Independence. Went on to become the third president of the United States.



unanimous

Everyone is in agreement.



General Grant




General Lee



Stonewall Jackson

Won many battles for the Confederate Army



Frederick Douglass

Freed slave who convinced Lincoln to let African American men fight in the war



Civil War

War from 1861-1865 between the North and South



Union

Made up of 23 northern states



uniforms

Union Army wore dark blue and the Confederate Army wore gray



Fort Sumter

Where the Civil War started



Confederacy

Made up of 11 southern states



slavery










Act of owning people and making them work for no money



circle maps



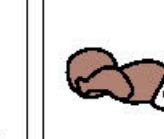











Cut apart pictures and place in circle map about the Declaration of Independence.

Errorless version

 preamble	 inalienable rights	 right to life	1776	 Committee of 5
 Jefferson	 right to liberty	 right to happiness	 freedom from Britain	 Fourth of July




Cut apart pictures and place in circle map **ONLY IF** they relate to Declaration of Independence.

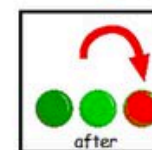
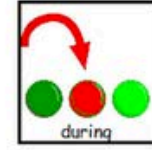
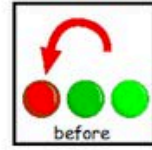
 preamble	 Tony Blair	 right to life	1776	 Einstein
 Jefferson	 right to liberty	 right to happiness	 comics	 Fourth of July
 fairy tale	 inalienable rights	 North Pole	 freedom from Britain	 Committee of 5

Each unit comes with a circle map to visually review the main facts from the book. These come with an errorless option and an option with wrong answers mixed in.





Version 1



Version 3

sorting

Sort the following pictures into the correct column on the previous page.

Version 1



Sort the following pictures into the correct column on the previous page.

Version 3



Some units have sorting activities. There are suggestions for how to differentiate these quickly included.

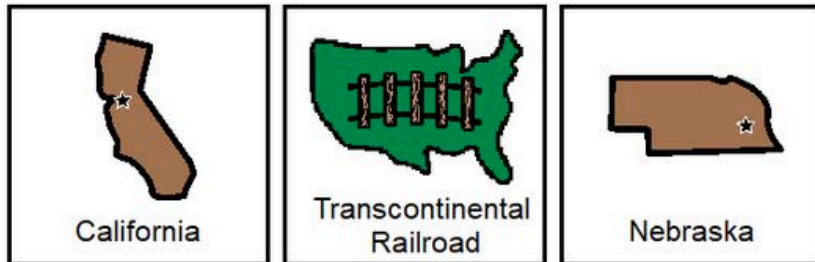
timelines

- There are large timeline cards to use for group activities.
- There is a cut-and-paste timeline for individual review.



1863-1869

Building of the Transcontinental Railroad.



California


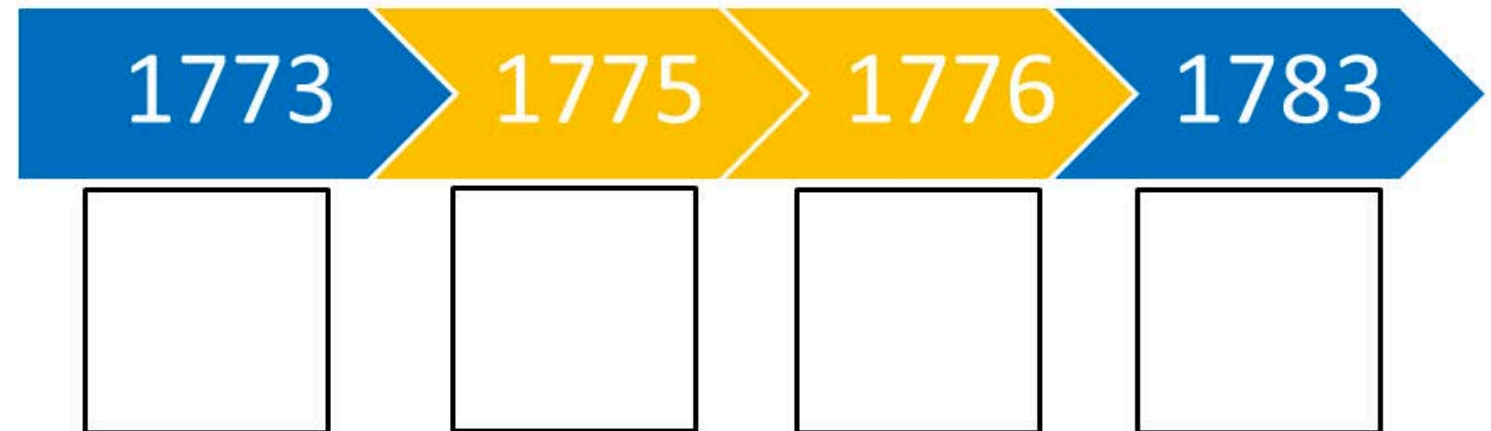
Transcontinental Railroad

Nebraska


ChristaJoy, Special Needs for Special Kids
The Picture Communication Symbols ©1981-2020 by Tobii Dynavox. All Rights Reserved
Worldwide. Used with permission. Boardmaker® is a trademark of Tobii Dynavox

Time Line

Version 1



Shot heard around the world



Declaration of Independence



Boston Tea Party



peace treaty

World War I

1. World War I lasted years.
2. World War I took place in .
3. Many people believe that it was who started the war.
4. The first main battle occurred in Belgium and was .
5. During this war, the soldiers mainly fought from .

Page 1



World War I

6. were used to deliver messages and supplies.
7. Germany was the first country to use a chemical weapon in the form of .
8. America entered the war because sank the Lusitania.
9. The won the war and lost.
10. The League of Nations was created to rebuild .

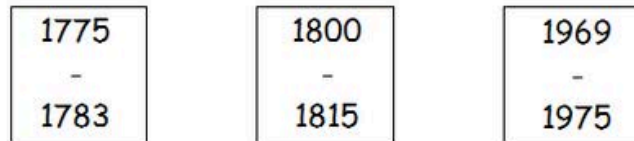
Page 2



Review sheets

All units include fill-in-the-blank worksheets to review concepts covered in the book and unit.

1. When did the Revolutionary War occur:



2. How many colonies were there during the war:



3. Who were the colonists fighting?



4. What did the colonists want?



5. Who led the Continental Army?



Christa Joy, Special Needs for Special Kids

The Picture Communication Symbols ©1981–2018 by Tobii Dynavox. All Rights Reserved
Worldwide. Used with permission. Boardmaker® is a trademark of Tobii Dynavox

Assessment

1. When did the Revolutionary War occur:

- A. 1775-1783
- B. 1800-1815
- C. 1969-1975

2. How many colonies were there during the war:

- A. 6
- B. 25
- C. 13

3. Who were the colonists fighting?

- A. Native Americans
- B. British
- C. George Washington

4. What did the colonists want?

- A. Tea
- B. Vacation
- C. Freedom

5. Who led the Continental Army?

- A. George Washington
- B. Thomas Jefferson
- C. Albert Einstein

6. Many things led up to the war. One of these was:

- A. Storm
- B. Stamp Act
- C. Treaty of Paris

7. What started the Revolutionary War?

- A. Boston Massacre
- B. Shot heard around the world
- C. Washington's Crossing

Christa Joy, Special Needs for Special Kids

The Picture Communication Symbols ©1981–2018 by Tobii Dynavox. All Rights Reserved
Worldwide. Used with permission. Boardmaker® is a trademark of Tobii Dynavox

Finally, each unit has an assessment that is available in 3 versions. These are given 1:1 and read aloud to the student. It also includes a traditional multiple-choice version included.

- All of these units include digital versions of the activities. These simply require the student to click and drag the answers. There is no drawing or typing involved.
- There are 2 complete sets of slides. One set is differentiated using color.

Make great independent learning centers.

Watch the movie
on the Cold War.

The **Arms Race** was a competition between the two superpowers to see which side could create and stockpile the most weapons and nuclear bombs.



Play (k)



5:41 / 11:11



The movie
version of the
book from the
unit.

Use for more review.

Place the pictures in circle map about the Arms Race.



weapons



United States



Soviet Union



superpowers



most



missiles



Cuban
Missile Crisis



nuclear bombs

The digital activities are click and drag.

Christa Joy, Special Needs for Special Kids

The Picture Communication Symbols ©1981-2018 by Tobii Dynavox. All Rights Reserved
Worldwide. Used with permission. Boardmaker® is a trademark of Tobii Dynavox.

Perfect for any learning level.



Sort the pictures into the correct column depending on the country it is related to. If you are not sure, place it on the middle line.

 Stalin	 NATO	 Warsaw Pact	 helped Cuba	 president
 communism	 capitalism	 Sputnik	 first to moon	 totalitarian
 Reagan	 Gorbachev	 NASA	 Bay of Pigs	

Each unit comes with a set of slides that are differentiated with color.

Still have questions?

Reach out at specialneedsforspecialkids@gmail.com

I will answer your question personally and promptly.

