

SPECIAL ED

ALLITERATION



INCLUDES GOOGLE SLIDES



For students who:

- are emerging or non-readers
- take alternate assessments
- are in special education
- short-attention span
- lack pre-requisite skills
- benefit from the use of pictures for support
- middle/high school

Table of Contents

Worksheet Pages	Title
4-24	Alliteration book
25-27	Vocabulary board
28-34	Flashcards
35-40	Identify examples of alliteration
41-45	Sorting examples
46-49	Matching the picture with alliteration
50-53	Writing Prompt
54-57	Quiz
58-59	Terms of Use

In separate files, you will find:

- Lesson plan
- Voice recorded PowerPoint
- Links and directions to digital activities

This unit has 6 days of activities that will guide students through how to identify and use alliteration.





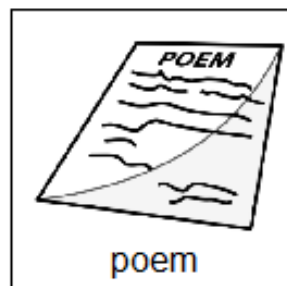


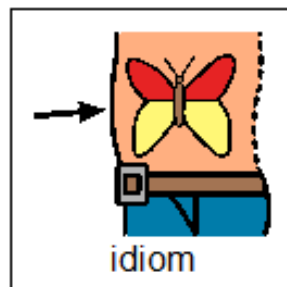

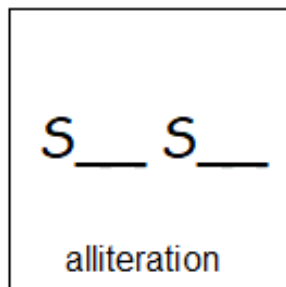

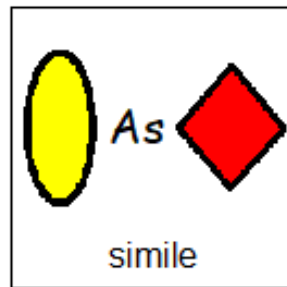

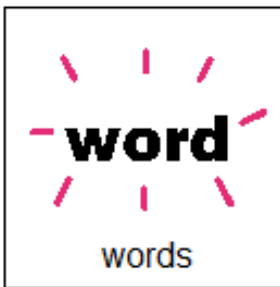
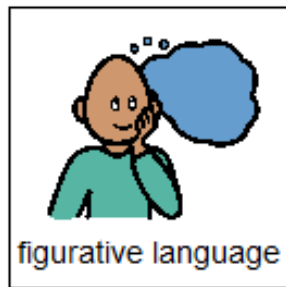
The unit is separated into 2 files, one in color and one in black and white.

Day 1

Activity	Notes	Materials
Read or listen to a recording of the book (15 minutes)	<ul style="list-style-type: none">• Since this is the first-time students are seeing the book, I focus a lot on the pictures<ul style="list-style-type: none">◦ Ask lots of questions about what they might think the pictures mean or may relate to• Make connections between book and vocabulary board (have students find relevant symbols on their boards to go with a concept or photo on page.)• Go through the book twice, once just looking at the photos and a second time reading the story	<ul style="list-style-type: none">• Book• Vocabulary board
Flashcards introduction (5 minutes)	<ul style="list-style-type: none">• This first day, I am just introducing and allowing the students to explore/look at the flashcards	<ul style="list-style-type: none">• flashcards
Identify examples (10 minutes)	<ul style="list-style-type: none">• Do the first 2 worksheets where students identify examples of alliteration• Make connections to the book as necessary	<ul style="list-style-type: none">• Worksheet• highlighters
Sharing (10 minutes)	<ul style="list-style-type: none">• Each student shares finished worksheets with the group using the communication method of their choice• This repetition is so important. Students are hearing the relevant vocabulary when:<ul style="list-style-type: none">◦ Read the story◦ Review the vocabulary cards and board◦ Complete the circle map◦ Share the circle map	<ul style="list-style-type: none">• Completed circle maps• Communication devices

The lesson plans contain:

- Overall tips for teaching students with significant needs
- A quick look at what you will do each day
- Detailed instructions on how that day's lesson should run



This unit comes with a vocabulary board.


Vocabulary boards are great for ALL students to assist with participation and engagement in group discussions.

Tips on how to use in the unit!!

Some you may have heard before, like: Peter Piper
picked a peck of pickled peppers.



Alliteration is a tool authors use to make it easier to
create a picture in your mind.



There is a 21 page book with simple
text and photos. It is an overview
of how to identify alliteration.

It comes in a PowerPoint version
and a movie/mp4 file (so you don't
have to print it out.)

Alliteration Examples


Peter Piper picked a peck of pickled peppers.




She sells seashells by the seashore.



Sheep should shower in the shed.



The big brown bear ate all the berries.



Put away your paints and practice the piano.



Betty was a busy bumble bee.



There are 18 flashcards that come in color and black and white.

Included are suggestions for group activities to do with these each day.

1. Circle the words that are examples of alliteration.
2. Highlight the letter in each circle word that is involved in the alliteration.
3. Circle the correct letter from the choices that is involved in the alliteration.

1. Camels can cross the desert.

t y e c

2. Ned had nine new nightshirts.

z n i b

3. The lion licked a lemon lollipop.

k l p o

4. The queen quickly quit quacking.

q v f s

5. The purple penguin painted a picture.

r g j p

There are 5 worksheets where students identify what letter is used in the example of alliteration.

Sort the examples on the next page into those that are examples of alliteration and those that are not.



The brown fox jumped over the dog.	The gray gorilla growled at the group.
Ned had nine new nightshirts.	The cow ate the grass in the field.
I swam in the lake with the turtles.	Yola yelled yesterday about the yellow yo-yo.
I studied hard and did well on the test.	Billy baked a bunch of baked beans.
She sells seashells by the seashore.	I love chocolate ice cream.
Do you have an umbrella?	The lion licked a lemon lollipop.
The purple penguin painted a picture.	I love to go to the park.
The hen had a hat on her head.	Halloween is my favorite time of the year.

© 1981-2021 by Tobii Dynavox. All Rights Reserved. Boardmaker® is a trademark of Tobii Dynavox.

Sort the examples on the next page into those that are examples of alliteration and those that are not.



Piper picked a peck of pickled peppers.	She sells seashells by the seashore.	It is a sunny day.	The zookeeper let us in.
Sheep should shower in the shed.	The big brown bear ate all the berries.	I had a steak for dinner.	Let's go on a roller coaster!
Put away your paints and practice the piano.	Betty was a busy bumble bee.	I want to fly a kite.	I went fishing.
I have a wonderful garden.	I want a puppy.	The lazy lizard laid in the liquid lake.	The rabbit was running round and round a radish plant.
I am so hungry!	Do you hear thunder?	Pippi planned pretty purple pansies in the pot.	Willie wanted waffles with his water.

© 1981-2021 by Tobii Dynavox. All Rights Reserved. Boardmaker® is a trademark of Tobii Dynavox.

There are several sorting activities. Students will sort examples into those that contain alliteration and those that don't.

There is an example that uses only words and one that has pictures.

Match the picture that goes best with each example of alliteration.

The zebra zig zagged like a zipper.	<input type="checkbox"/>	Iris itched the insect bite.	<input type="checkbox"/>
The hen had a hat on her head.	<input type="checkbox"/>	Camels can cross the desert.	<input type="checkbox"/>
The lion licked a lemon lollipop.	<input type="checkbox"/>	Billy baked a bunch of baked beans.	<input type="checkbox"/>
Ann announced apples were available.	<input type="checkbox"/>	The purple penguin painted a picture.	<input type="checkbox"/>
The dog dug up the dandelion.	<input type="checkbox"/>	The red robin roosted on the rosebush.	<input type="checkbox"/>

Match the picture with the alliteration.



There is a matching activity to reinforce that alliteration helps make a picture in your mind.

Students match the picture that goes with each example of alliteration.

My Wonderful Wild Trip to the Zoo

I went to the zoo and saw a purple penguin

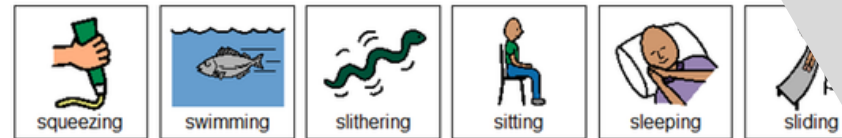
The monkeys were making

We saw the snakes

We went to the cafeteria and had for lunch.

I can't wait to go back and see the baby

Have students pick one or more pictures for each question to complete the writing prompt on the previous page. They could also come up with their own answers!



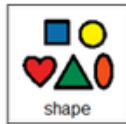
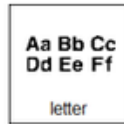
There is a writing prompt that uses examples of alliteration. This is an errorless activity.

Alliteration Quiz

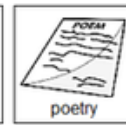

1. Alliteration is a form of:





2. Alliteration is when words start with the same:



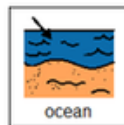
3. Circle all the ways alliteration is used:



4. Do **all** the words have to start with the same when using alliteration?



5. Alliteration is used to paint a what with words?



Alliteration Quiz

- Alliteration is a form of:
 - Poetry
 - Figurative language
 - Fairy tale
- Alliteration is when words start with the same:
 - Letter
 - Color
 - Shape
- Circle all the ways alliteration is used:

A. Stories	D. seasons
B. Brand	E. poetry
C. Pets	F. colors
- Do **all** the words have to start with the same letter when using alliteration?
 - Yes
 - No
 - I don't know
- Alliteration is used to paint a what with words?
 - Ocean
 - Octopus
 - Picture

FINALLY there is a 5 question quiz. It comes in this version with pictures and one that is traditional multiple choice.

Answer key included.

This resource comes in a zipped folder. You will need to unzip the folder to access all the contents which include:

- **6 days of lesson plans**
- **Color version of activities**
- **Black and white version of activities**
- **Alliteration (PowerPoint) to use with activities**
- **Digital versions of activities**

Also digital activities

Watch the
movie on
Alliteration

But even when books only have words, the author can still create a picture just using words. The picture is not on the page, but in the reader's mind.



Christa Joy, Special Needs for Special Kids

*This unit also has
google slides. This
includes a movie
version of the book.*

great for review

1. Camels can cross the desert.

t y e c

2. Ned had nine new nightshirts.

z n i b

3. The lion licked a lemon lollipop.

k l p o

4. The queen quickly quit quacking.

q v f s

5. The purple penguin painted a picture.

r g j p

Circle the correct letter from the choices that is involved in the alliteration.



There are 2 sets of slides. These are click and drag activities.

perfect for every learning level

S _ S _
alliteration

~~S _ S _~~
NOT alliteration

Sort the following into the correct column depending on whether they contain alliteration. If you are not sure, place it on the middle line.

The brown fox jumped over the dog.

The gray gorilla growled at the group.

Ned had nine new nightshirts.

The cow ate the grass in the field.

The hen had a hat on her head.

Yola yelled yesterday about yellow yo-yo.

I studied hard and did well on the test.

Billy baked a bunch of baked beans.

She sells seashells by the seashore.

I love chocolate ice cream.

Do you have an umbrella?

The lion licked a lemon lollipop.

The purple penguin painted a picture.

I love to go to the park.

The second set is differentiated using color. They have students click and drag pictures to manipulate.

**SAVE MONEY AND GET THIS UNIT
AS PART OF THE FIGURATIVE
LANGUAGE BUNDLE**

CLICK HERE

