

Age of Enlightenment



INCLUDES GOOGLE



This unit was created with this guy in mind. He has autism and an intellectual disability. He is a non-reader but shows interest in what his peers are learning.

He is my tester!!

Table of Contents

Worksheet pages	Activity
4-5	Vocabulary board
6-9	Vocabulary cards
10-21	Vocabulary cards cut and paste
22-28	Circle maps
29-32	Sorting activity
33-41	Important people booklet
42-48	Sudoku puzzle
49-50	Wordsearch
51-55	Cloze worksheets
56-65	Assessments
66-67	Terms of Use

In a separate files there are:

- lesson plan
- voice recorded PowerPoint
- PowerPoint (this is the book referred to in the lesson plans)
- Directions and links to digital activities
- Activities in black and white

This unit contains 9 days of material that is in both printable and digital formats. I have included a detailed lesson plan to help you make the most of everything in this unit including how to add some group activities.

It comes in 2 separate files. One in color and one in black and white.

Age of Enlightenment Lesson Plan

Preparation

- Print out a vocabulary board for each student to use throughout unit
 - Laminate or place in page protector
- Book
 - Print out, laminate, and bind
 - OR your students can listen to the pre-recorded version
- Vocabulary cards
 - Print out a set of cards onto cardstock and laminate
 - Make one set for each student and also one for the teacher to use in I Spy games

Preassessment (do day 1 before starting lesson)

- Choose the form of the assessment that
- Give the assessment to assess what you
- I cannot emphasize enough how important growth, this preassessment is so important

Teaching Tips

1. **Color Coding:** this is a really easy way to do an activity. Outline or color in an empty space and the corresponding picture symbols the task.
 - a. For more info, read more here <https://specialneedsforspecialkids.com/differentiation/>
 - b. I also have a blog post on differentiation <https://specialneedsforspecialkids.com/3-ways-easily-and-effectively/>
2. **Make your own copies of the activities** yesterday. For that reason:
 - a. I often complete the activity myself that I could use year after year.
 - b. My copies were also helpful as more support or as a way for me to work.

Quick Look

Day	Activity	Day	Activity
1	<ul style="list-style-type: none"> • Book • Vocab cards activity • Circle map 	6	<ul style="list-style-type: none"> • Book • Vocab cards cut and paste • Word search
2	<ul style="list-style-type: none"> • Book • Vocab cards activity • Circle map 	7	<ul style="list-style-type: none"> • Book • Vocab cards activity • Close worksheet
		8	<ul style="list-style-type: none"> • Book • Vocab cards • Close worksheet
		9	<ul style="list-style-type: none"> • Assessment


Day 2

Activity	Notes	Materials
Read or listen to a recording of the book (10 minutes)	<ul style="list-style-type: none"> • Read through the story, asking lots of questions • Continue to make connections between book and vocabulary board 	<ul style="list-style-type: none"> • Book • Vocabulary board
Vocabulary cards I Spy Game (10 minutes)	<ul style="list-style-type: none"> • I play this game, or variations of it the first few days <ul style="list-style-type: none"> ◦ Determine how many cards your students can handle in front of them. This can vary, some students may be able to have all the cards, so may only be able to handle a field of 3-5 • Since this is the first time playing this game, I make it easy. Hold up a card, and have students find the matching one and hold it up • Discuss relevant points on the card <ul style="list-style-type: none"> ◦ You can also play this game in this manner having them find the symbol on their vocabulary board 	<ul style="list-style-type: none"> • Vocabulary cards (student set and teacher set)
Review (5 minutes)	<ul style="list-style-type: none"> • Review the circle map completed yesterday 	<ul style="list-style-type: none"> • Circle map completed yesterday
Circle map (10 minutes)	<ul style="list-style-type: none"> • Do the circle map on the important people from the Age of Enlightenment <ul style="list-style-type: none"> ◦ Choose either the errorless version OR the one with wrong answers mixed in • Make connections to the book and fact sheet as necessary 	<ul style="list-style-type: none"> • Circle map • Scissors • Glue
Sharing (10 minutes)	<ul style="list-style-type: none"> • Each student shares their finished hierarchy activity using the communication method of their choice 	<ul style="list-style-type: none"> • Completed hierarchy activity • Communication devices

The lesson plans contain:

- Overall tips for teaching students with significant needs
- A quick look at what you will do each day
- Detailed instructions on how that day's lesson should run

In 1690, **John Locke**, an Englishman, wrote a very important essay.



It stated that people were smart and should think for themselves.

©ChristaJoy, SNSK

2. **Freedom of Expression**

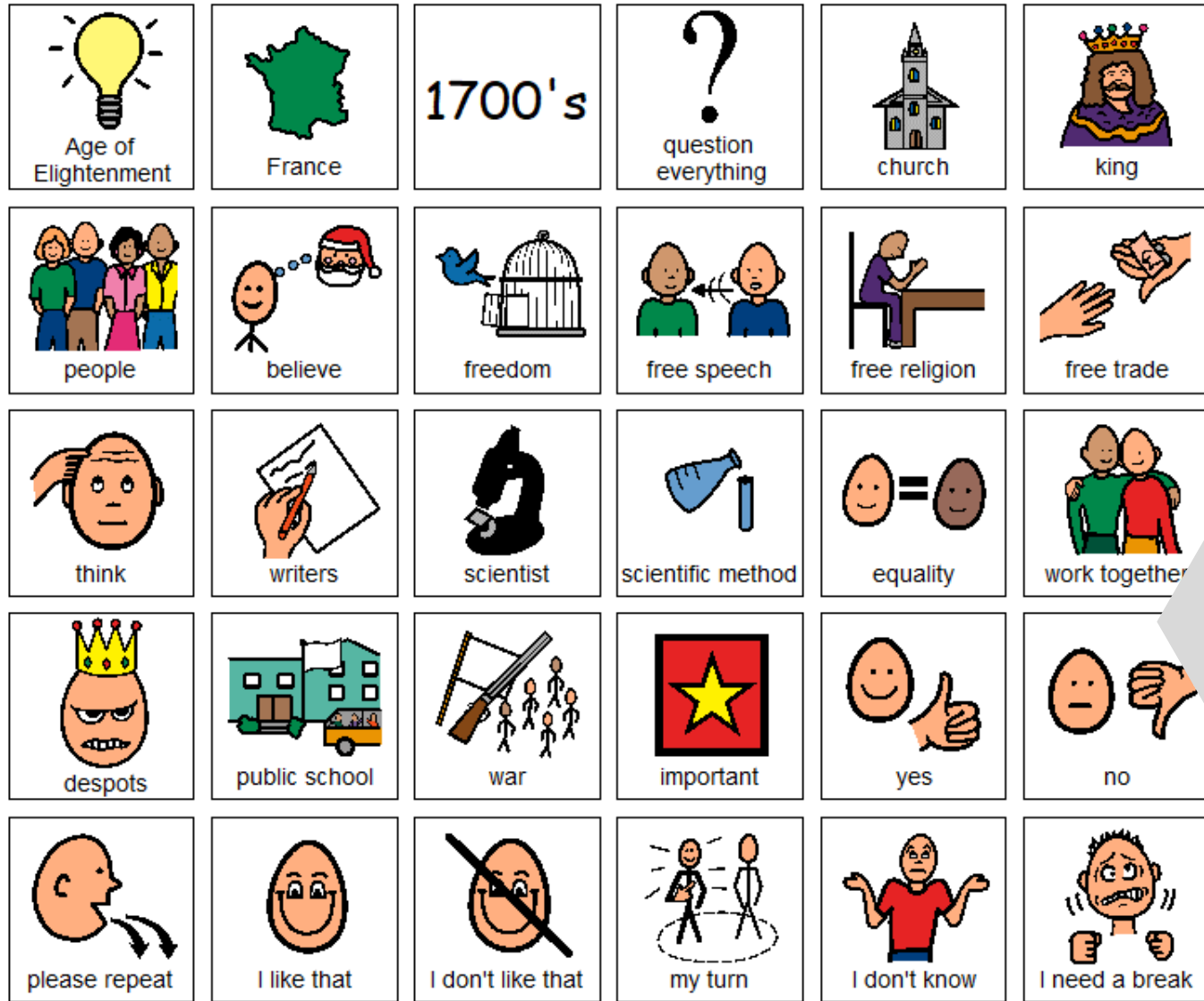
This allowed people to say what they believed was true, even if it was not popular, without being punished. This led to freedom of speech which is recognized in many countries today.



©ChristaJoy, SNSK

This unit contains a 36 page book that reviews the main facts about the Age of Enlightenment using photos and simple text.

Both books come in a PowerPoint version as well as a voice-recorded PowerPoint (so you don't have to print it out.) There are also movie versions you can use in google slides.



ChristaJoy, Special Needs for Special Kids
 The Picture Communication Symbols ©1981-2018 by Tobii Dynavox. All Rights Reserved
 Worldwide. Used with permission. Boardmaker® is a trademark of Tobii Dynavox

This unit comes with a vocabulary board.

Vocabulary boards are great for ALL students to assist with participation and engagement in group discussions.

Tips on how to use in the unit!!

Also in black and white

Age of Enlightenment

Time in 1700s when people began to think for themselves and question everything.



despot

King who pretended to believe in equality but kept power, money and land for themselves.



Age of Enlightenment

Time in 1700s when people began to think for themselves and question everything.



despot

King who pretended to believe in equality but kept power, money and land for themselves.



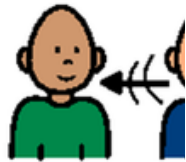
natural rights

Belief that people were born with certain rights like free speech and free religion.



freedom of expression

Gave people the right to say what they believed to be true without getting into trouble.



natural rights

Belief that people were born with certain rights like free speech and free religion.

freedom of expression

Gave p
they b




France



equality



rationalism



French Revolution

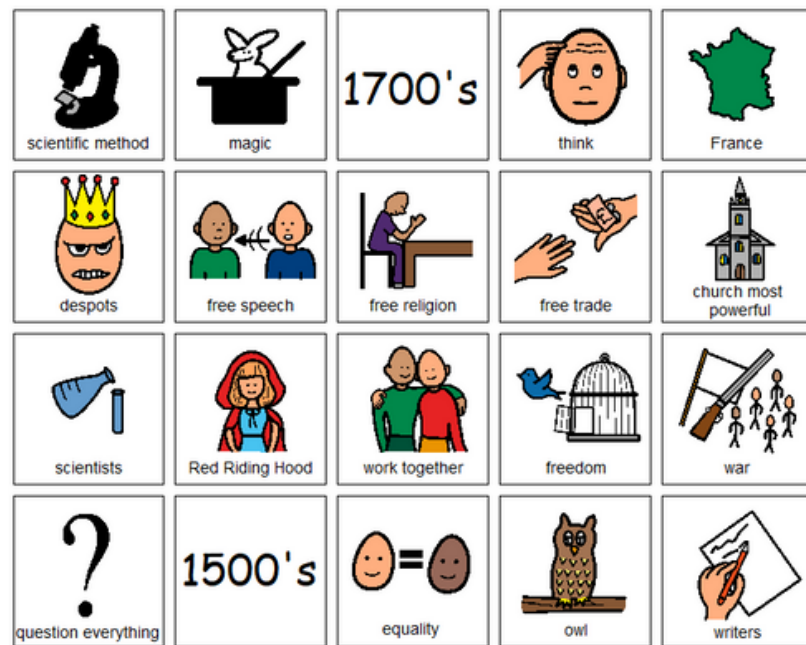


There are vocabulary cards students will use every day for a group activity. There is also a cut and paste activity.

Cut apart pictures and place in circle map about the Age of Enlightenment.



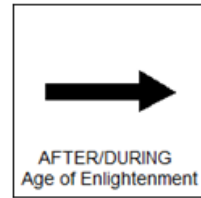
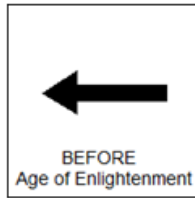
Cut apart pictures and place in circle map **ONLY IF** they relate to the Age of Enlightenment.



This unit contains 2 circle maps. One that reviews the main facts from the book and one that reviews important people.

There are 2 versions:


- Errorless option with only correct answers
- Wrong answers mixed in that students will have to set aside.



 church in power	 think for themselves	 believed whatever bishops said	 question everything	 free speech
 free religion	 gave money to church	 free trade	 king in power	 believe in miracles
 scientific method	 public school	 gave money to king	 rich middle class	 equality


There is a sorting map looking at events that happened before or during the Age of Enlightenment.

Suggestions for differentiation are included.



Thomas Paine wrote
Common Sense.

4




Thomas Paine believed
England should not
tell the American
colonists what to do.

5


©ChristaJoy, SNSK

Symbols to cut out and put in the story.



©ChristaJoy, SNSK
The Picture Communication Symbols ©1981-2018 by Tobii Dynavox. All Rights Reserved
Worldwide. Used with permission. Boardmaker® is a trademark of Tobii Dynavox





















Symbols to cut out and put in the story.



















Thomas Paine
Denis Diderot
Montesquieu
John Locke
Voltaire

There is a booklet that reviews the important people and what each person contributed to this time.

Age of Enlightenment

		 rationalism	 equality	
 free religion	 despot			 free speech
 free speech	 rationalism	 despot	 free trade	 free religion
 equality	 free trade	 free religion	 free speech	 despot
	 equality	 free speech	 despot	 free trade
 despot				

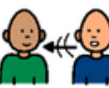







Place the following images in the empty squares on the previous page, completing the sudoku puzzle.

 despot	 equality	 equality	 equality
 rationalism	 rationalism	 rationalism	 rationalism
 free religion	 free religion	 free religion	 free trade
 free trade	 free trade	 free speech	 free speech

ChristaJoy, Special N
The PictureCommunication Symbols ©1981
Worldwide. Used with permission. Boardmaker

Special Needs for Special Kids
©1981-2019 by Tobii Dynavox. All Rights Reserved
Boardmaker® is a trademark of Tobii Dynavox

Age of Enlightenment

 free speech	 rationalism	 free trade	
 despot			 free speech
	 despot		 free trade
		 despot	

Students will have the opportunity to work with new vocabulary with 2 different puzzles.

Age of Enlightenment

N V K Z M V M A I A I C T C V
 A M F M O O Y K M B H Y W B X
 T N R A N L J E G V K J X O D
 U C E L T T A H W I F L U Y P
 R K E C E A D E S P O T S J L
 A H D W S I H O U F G E Q L G
 L Y O A Q R P Z Z H L K Q O R
 R O M X U E Z T F J F Q S C F
 I R A T I O N A L I S M N K R
 G C B U E C U M B P Q B J E I
 H P X D U V E K D I D E R O T
 T S V H H D Q S L F O T P E U
 S J F C O J A F Z R Z S R B N
 W K K M V E Q U A L I T Y L R
 F R A N C E W P A I N E Q P E

- | | | | |
|----------------|-------------|-------------|----------|
| natural rights | rationalism | equality | Voltaire |
| freedom | Diderot | despot | France |
| Locke | Paine | Montesquieu | |

1. When was the Age of Enlightenment?

1200's


1700's

2000's

2. Where did the Age of Enlightenment start?




3. Who started the Age of Enlightenment?



4. What did the Age of Enlightenment tell people to do?



5. True or False. Despots were good and kind leaders.



Print onto cardstock or mount on index cards. Cut pictures apart and show student answer choices for each question.

Q 1

1200's

1700's

2000's

Q 2

Version 1

1. When was the Age of Enlightenment?

- A. 1200's
- B. 1700's
- C. 2000's

2. Where did the Age of Enlightenment start?

- A. France
- B. United States
- C. North Pole

3. Who started the Age of Enlightenment?

- A. Voltaire
- B. Einstein
- C. John Locke

4. What did the Age of Enlightenment tell people to do?

- A. Pray
- B. Question everything
- C. steal

5. True or False. Despots were good and kind leaders.

- A. True
- B. False
- C. I don't know

6. Circle all the things stressed in the Age of Enlightenment.

- A. Free speech
- B. Free trade
- C. Church has power
- D. Balance of power
- E. King has power
- F. Free religion

7. True or False. Voltaire was thrown in jail and kicked out of France for encouraging people to think differently.

- A. True
- B. False
- C. I don't know

FINALLY the assessment!! There are 3 versions.

- 10 questions with 3 picture choices for each question
- cut out the answer choices and glue them on index cards
- traditional multiple choice

Answer key included.

This resource comes in a zipped folder. You will need to unzip the folder to access all the contents which include:

- **9 days of lesson plans**
- **Activities in color**
- **Activities in black and white**
- **Voice-recorded PowerPoint show**
- **The Age of Enlightenment book (PowerPoint) to use with activities**
- **Links and directions to digital activities**

Watch the
movie on the
Age of
Enlightenment.

People no longer had to listen to what the church told them. This was a very new idea and led to a lot of conflict and even war.



Christa Joy, Special Needs for Special Kids

There are digital versions for most of the activities in this unit. The book comes in a movie file you can show in google classroom or in a google slide.

Great for review!!

Age of Enlightenment (facts)

1. The Age of Enlightenment took place in the .
2. It started in .
3. It was a time when people were told to everything.
4. Rather than just using faith, people relied on to prove things were true.
5. The Age of Enlightenment gave power to the
and took it away from and .

Use the pictures in the empty boxes to finish the sentences.



There are 2 sets of digital activities. All the activities in both sets are click and drag; there is no typing done by the student.

Perfect for any learning level



Sort pictures into correct column. If you are not sure or think it could be both, place it on the middle line.

 church in power	 believed whatever bishops said	 free speech	 gave money to king
 think for themselves	 question everything	 believe in miracles	 gave money to king
 free trade	 free religion	 scientific method	 rich middle class
 king in power	 gave money to king	 equality	

The second set of slides is differentiated with color to add more support to students who are still learning the information. These make great independent work centers.

Save money and get this as part of the European History Bundle.

CLICK HERE

