

Special Ed

2001

Newberry Medal Winner

# A YEAR DOWN YONDER

21 activities

5 questions/  
chapter

Special Needs for Special Kids







These novel units are something I created and started using in my classroom. I had students with significant challenges and most were **non-readers**. They were the best thing I ever did, and my students LOVED them.



## Table of Contents

Worksheet pages	Title	Chapter
5-6	Suggestions for use	
7	Story board	
8	Title and Author	
9-11	Dealing with change	Rich Chicago Girl (1)
12-13	When you see a bully	Rich Chicago Girl (1)
14-16	Ways to welcome a new student	Rich Chicago Girl (1)
17-19	Fall circle map	Vittles and Vengeance (2)
20-21	Things that are and are not sticky	Vittles and Vengeance (2)
22-24	All about pie	Vittles and Vengeance (2)
25-27	Clothes to stay warm	A minute in the morning (3)
28	Armistice Day	A minute in the morning (3)
29-30	How much do you owe?	A minute in the morning (3)
31-33	Winter circle map	Away in a manger (4)
34-25	Christmas tradition	Away in a manger (4)
36-39	The Christmas story	Away in a manger (4)
40-42	Things with cherries	Hearts and Flour (5)
43-44	My Secret Valentine	Hearts and Flour (5)
45-46	Throwing a party	Hearts
47-49	Cat circle map	A Dang

## Table of Contents

Worksheet pages	Title	Chapter
50-51	Things that make me embarrassed	A Dangerous Man (6)
52-54	Signs of spring	Gone with the wind (7)
55-56	What I found after the tornado	Gone with the wind (7)
57	Tough decisions	Gone with the wind (7)
58-60	Additional novel units	
61-62	Terms of use	

Christa Joy, Special Needs for Special Kids  
 The Picture Communication Symbols ©1981-2019 by Tobii Dynavox. All Rights Reserved.  
 Worldwide. Used with permission. Boardmaker® is a trademark of Tobii Dynavox.

This novel unit has **21 different activities**. These activities are **NOT** comprehension-based. So, even if your students do not pay attention, they can still complete the activity.



You are throwing a party. Write how many of each item you need in the box if every person gets **one**?

Activity card 1: Six cartoon people icons (three boys and three girls) are arranged in two rows of three. To their right is a square box containing one cupcake icon.

Activity card 2: Eight cartoon people icons (all boys) are arranged in two rows of four. To their right is a square box containing one party hat icon.

Activity card 3: Five cartoon people icons (all girls) are arranged in two rows (three in the top row, two in the bottom row). To their right is a square box containing one balloon icon.

You are throwing a party. Write how many of each item you need in the box if every person gets **two**?

Activity card 4: Six cartoon people icons (three boys and three girls) are arranged in two rows of three. To their right is a square box containing two cookies.

Activity card 5: Five cartoon people icons (three girls and two boys) are arranged in two rows (three in the top row, two in the bottom row). To their right is a square box containing one lollipop.

Activity card 6: Four cartoon people icons (all boys) are arranged in a single row of four. To their right is a square box containing one candy.

For example, Mary Alice and her Grandmother have a party. In this activity, students will decide how many items would be needed if a different number of guests came. There are 2 versions to address more learning levels with the same activity.



## Suggestions for Use

- I made this unit to go along with the book, *A Year Down Under* by Richard Peck.
- The thought is that you would be reading it aloud to your class at a rate of about 1 chapter per day.
- Be sure to give each student their own copy of the story board (pg. 7) to use while reading and discussing the story.
- Benefits of reading out loud, even to classes made up of severely affected students:
  - Teaches students to sit quietly even when there isn't something for them to do. This is such an important life skill. We all have to spend time sitting and listening to someone we are not that interested in at some point.
  - Parents will LOVE you. Not only will they be excited their child is being exposed to age appropriate material, but you are teaching them how to sit quietly, which will hopefully transfer to home as well.
  - Even with your lowest level learners, you will have 1 or 2 that will truly enjoy the story.
  - It can be a calming experience to sit and listen to the teacher read in a methodical way.

## Suggestions for Use

- For students who need more structure, place the number of post-it notes in front of him/her that corresponds to the number of pages you intend to read. Remove a post-it as you finish each page. The visual will help lessen their anxiety.
- You will find one or more activities for each chapter. You will still have plenty to choose from and find those that fit best with your students.
- Differentiation:
  - For any activity, you can quickly differentiate for your lower level learners by using a color coding technique.
  - If sorting, outline each sorting category a certain color and then outline the corresponding pictures the same color.
  - Becomes a matching task.
- There are comprehension questions to accompany this unit. There are 5 questions for every chapter with 3 picture answer choices. You will find these (in color and BW) in a separate file.


Suggestions on how I found this activity worked best in my classroom are provided. I typically had 6-8 students with one adult assistant in the room with me.



# A Year Down Yonder

## Novel Unit for Special Education

By  
Christa Joy  
Special Needs for Special Kids



*This entire novel unit  
comes in 2 separate files.  
One is completely in color  
and one is completely in  
black and white.*





This unit comes with a vocabulary board.

Vocabulary boards are great for ALL students to assist with participation and engagement in group discussions.


Tips on how to use in the unit!!



Mary Alice is a new student. What are some ways you could make a new student feel welcome?

errorless

Place the following in the circle map on the previous page showing ways you could make a new student feel welcome.



Place the following in the circle map on the previous page **ONLY IF** you think it is a good way to make a new student feel welcome.



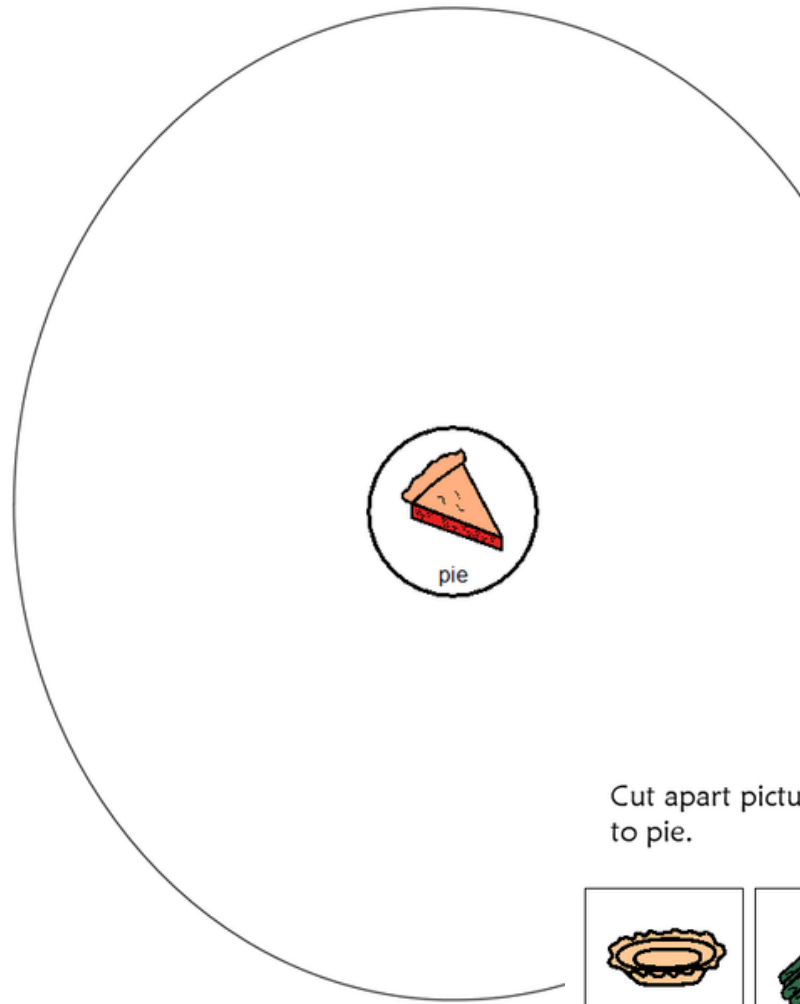
There are circle maps in this unit.

Circle maps are a great way for students to see the big idea.







Grandma makes pies for the Halloween party. What are some things you know about pies?



Cut apart pictures and place in circle map about pies.



Cut apart pictures and place in circle map **ONLY IF** they relate to pie.



Each circle map comes with 2 choices:

An errorless option with only correct answers

An option that has wrong answers mixed in students will need to set aside.





Grandma pours glue all over August. Sort the following pictures into those that are and are not sticky.




Place pictures in the best column. If you are not sure, place it on the middle line.

 bubble gum	 cat	 sea gull
 caterpillar	 jelly beans	 spider web
 syrup	 sandpaper	 glue stick
 glue	 blanket	 tape
 jam	 baby powder	 paste
 tree sap	 gum	 flour









There are sorting activities.

Directions on how to add color coding for differentiation is included.













How much would you owe, if each bowl of burgoo is 10¢?


	<input type="text"/>		<input type="text"/>
	<input type="text"/>		<input type="text"/>
	<input type="text"/>		<input type="text"/>
	<input type="text"/>		<input type="text"/>

Match the correct amount owed. Use either the dimes or the numbers.

10¢	20¢	30¢	40¢
50¢	60¢	80¢	100¢

There are matching activities. Directions on how to add color coding for differentiation are included, or a differentiated version is included like this example.





# My Secret Valentine

This Valentine's Day I want to send someone a

It will be very


I will put it in a

It will be a secret. I will only tell my


It is important to be

on Valentine's Day ar

every day.


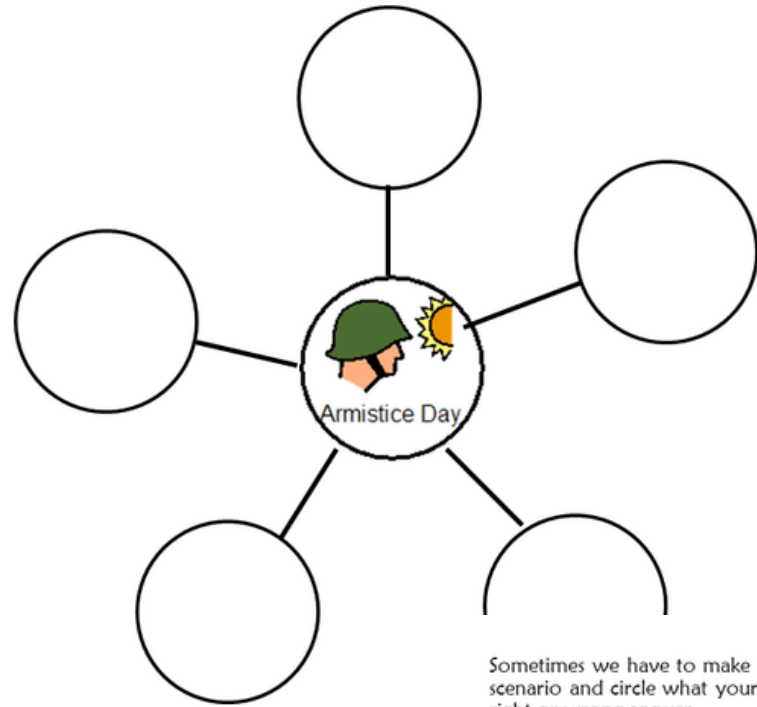


There are writing prompts. These are errorless activities that allow students to write a story independently.





What are some facts about Armistice Day?



Sometimes we have to make difficult decisions. Look at each scenario and circle what your decision would be. There is no right or wrong answer.



CH 3  
Christa Joy, Special Needs  
The Picture Communication Symbols ©1981-2018  
Worldwide. Used with permission. Boardmaker

<p>What kind of party would you rather have?</p>	<p>What type of pet would you like to have?</p>
<p>When you have free time, what do you like to do?</p>	<p>Who would you most want to go to the movies with?</p>
<p>What type of music do you like to listen to?</p>	<p>Where do you like to go on vacation?</p>
<p>Which would you like to learn how to do?</p>	<p>On the weekends, which do you like to do?</p>

CH 7

Christa Joy, Special Needs for Special Kids The Picture Communication Symbols ©1981-2018 by Tobii Dynavox. All Rights Reserved Worldwide. Used with permission. Boardmaker® is a trademark of Tobii Dynavox

57

Look at each action below that a bully may do and decide what you should do if it happens to you.


Match with the actions on the previous page. There can be more than one right answer.


Because there are so many activities, you can choose the ones that fit your students the best.




### CH 3

1. What made Mary Alice feel safe in her new bedroom?



2. Did they shoot real turkeys at the turkey shoot?



3. What do they always serve to eat at public events?



4. Who collected the money for the burgoo?



5. Who was the money for?



### CH 5

1. What does Mrs. Weidenback want Grandma to make for the DAR tea?



2. Does Grandma finally agree to make the tarts?



3. How many Valentines did Ina-Rae get?



4. Who made the Valentines Ina-Rae received?



5. Where did the DAR end up having their tea?



This unit does come with comprehension questions. There are 5 questions for every chapter. Each question has 3 picture choices. They are in color and black and white.

Answer key included!!





I realize there will be some students out there unable to do cutting activities. I have a blog post with ways to complete activities without a pair of scissors!!

**[Click Here to read more!!](#)**