

A TIGER TAIL

LITERACY UNIT

**BACK
TO
SCHOOL**



Special Ed



Special Needs for Special Kids

ALSO INCLUDES GOOGLE SLIDES



These literacy units are something I created and started using in my classroom. I had students with significant challenges and most were **non-readers**. This is a great way to expose all students to some great books.

Table of Contents

Pages	Activity
4-7	Vocabulary board
8-12	Circle map: animals with tails
13-15	Word map: disaster
16-19	Sorting: things possible and impossible
20-25	Matching animals to tails
26-29	Writing prompt: I grew a tail
30-31	Terms of Use

In a separate file you will find:

- Directions and links to digital activities

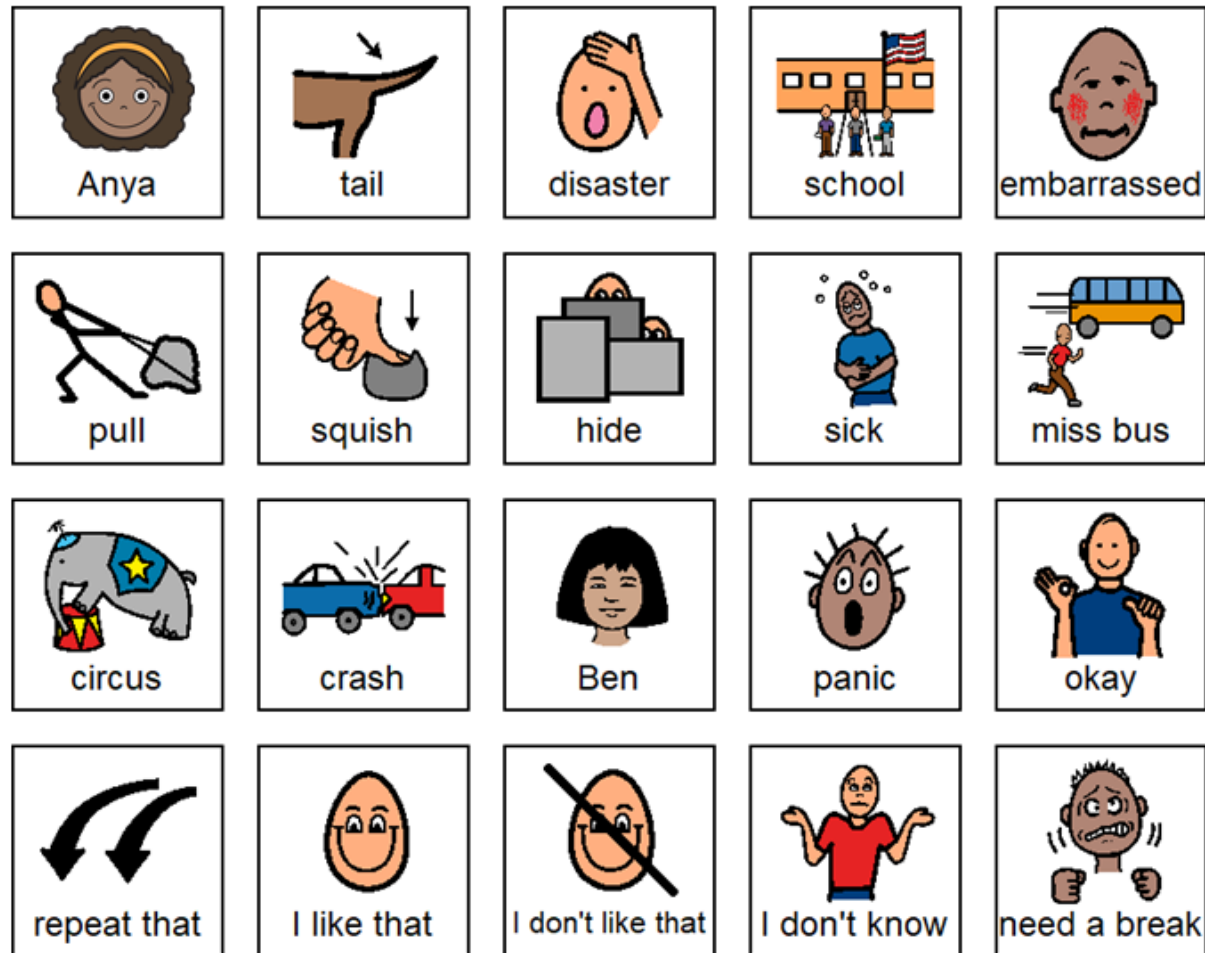
This unit has 5 activities to go with this book to last a full week of instruction.

There are 2 separate files, one in color and one in black and white.

This unit comes with a storyboard.

Storyboards are great for ALL students to assist with participation and engagement in group discussions.

Tips on how to use in the unit!!




Cut apart pictures and place in circle map showing some animals with tails.




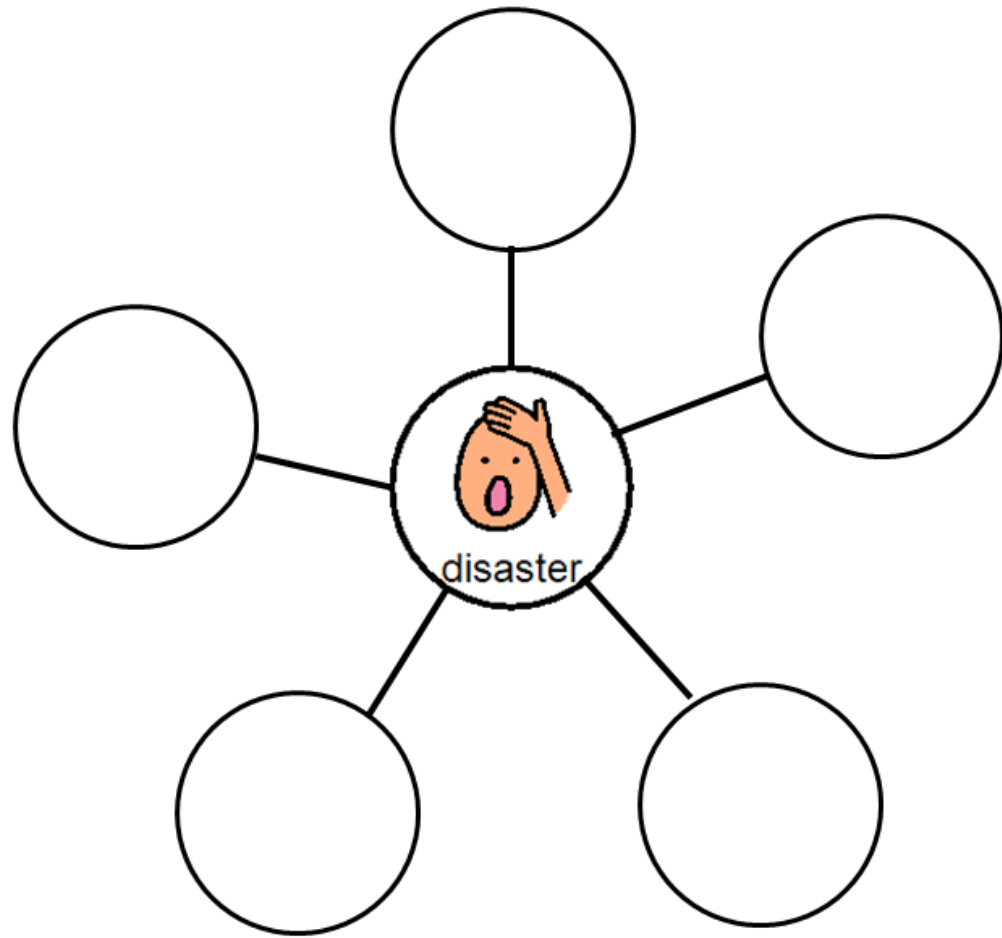
Cut apart pictures and place in circle map **ONLY IF** they are animals with tails.




There is a circle map showing animals with tails. There is an option that only has correct answers and one that has wrong answers mixed in.



What is a disaster?



Students will complete a word map showing other words for disaster. This is an errorless task.

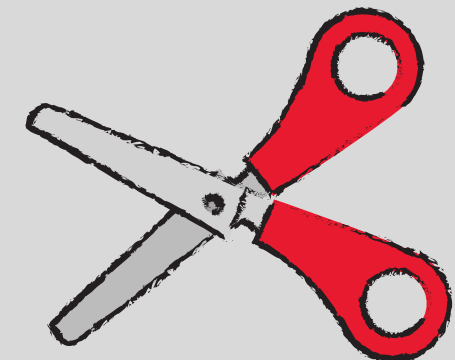


Something are likely to happen. They are possible.
Some things will never happen, they are impossible (like
growing a tiger tail.)













 pigs flying	 win the lottery	 White Christmas	 talking dog
 bears hibernate	 money grows on a tree	 finding a unicorn	 grow a tail
 visit a castle	 raining meatballs	 licking your elbow	 be a race car driver











There is a sorting activity.
Students will sort things
that are possible and
impossible. There is a
suggestion for
differentiation included.




Match the animal on the next page with the tails below.

	<input type="checkbox"/>		<input type="checkbox"/>
	<input type="checkbox"/>		<input type="checkbox"/>
	<input type="checkbox"/>		<input type="checkbox"/>
	<input type="checkbox"/>		<input type="checkbox"/>
	<input type="checkbox"/>		<input type="checkbox"/>

Match the animal with the tail on the previous page.

 pig	 cat	 beaver	 horse	 tiger
 kangaroo	 peacock	 monkey	 skunk	 seal

Students will match tails to animals. Suggestions for differentiation are included.



I grew a tail

I woke up this morning with a tail.

It was long and .

At first, I tried to it.

But then, I decorated my tail with some .


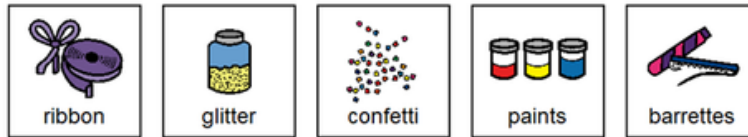
Everyone thought my tail was pretty .



Christa Joy, Special Needs for Special Kids The Picture Communication Symbols ©1981-2020 by Tobii Dynavox. All Rights Reserved Worldwide. Used with permission. Boardmaker® is a trademark of Tobii Dynavox




Color in the circle the color of your tail.



Christa Joy, Special Needs for Special Kids The Picture Communication Symbols ©1981-2020 by Tobii Dynavox. All Rights Reserved Worldwide. Used with permission. Boardmaker® is a trademark of Tobii Dynavox

Students will write their own story about having a tail. They can pretend they are someone or something else if they would like. This is an errorless activity that allows students to write their own story independently.



Listen to
the book
read aloud



There is a video of the book
read aloud. This is a video
from YouTube.



Great for review


I grew a tail

I woke up this morning with a



tail.

It was long and



At first, I tried to



it.

But then, I decorated my tail with some



Everyone thought my tail was pretty























Choose a picture to finish each sentence.













There are digital versions of the activities included. Students click and drag the answers.

Perfect for every learning level

Match the animal to the tail on the opposite side of the slide.

 pig	 cat	 beaver	 horse
 tiger	 kangaroo	 peacock	
 skunk	 seal		

There are 2 sets, one that includes differentiation shown here.

This resource comes in a zipped folder. You will need to unzip the folder to access all the contents which include:

- *Activities in color*
- *Activities in black and white*
- *Links and directions to digital activities*

Save money and get this part of my Back to School Literacy Bundle.

CLICK HERE

